



CENTRAL ACADEMY

ALMANAC

2026-27

Paste your recent photograph in school uniform.

PERSONAL RECORD

Session 2026-27



Name of the Pupil

Class.....Section

Roll No.House

Date of Birth.....Child ID:.....Aadhaar No. :.....

PEN (Permanent Education No.):.....

APAAR ID

Brother/Sister studying at Central Academy

Name	Class	Section
------	-------	---------

1.
---------	-------	-------

2.
---------	-------	-------

Parent's Information

Description	Mother	Father
-------------	--------	--------

Name
------	-------	-------

Occupation
------------	-------	-------

Mobile No.
------------	-------	-------

Specimen Signature
--------------------	-------	-------

Guardian's Name & Mobile No.

Name

Mobile No.

Specimen Signature

Note: Any change in the above particulars may please be given in writing to the school.

Signature of class teacher





MEDICAL RECORD OF THE CHILD

1. Age (Years) :..... 2. Height :.....

3. Weight :..... 4. Blood Group :.....

5. Immunization Record :

(Please attach photocopy of Immunization card)

a. Polio : Yes/No Date.....

b. DPT : Yes/No Date.....

c. Measles : Yes/No Date.....

d. DT : Yes/No Date.....

e. Tetanus : Yes/No Date.....

f. Typhoid : Yes/No Date.....

g. Cholera : Yes/No Date.....

h. Asthma : Yes/No Date.....

i. Any Other : Yes/No Date.....

6. Allergies, if any.....

7. Any other disease for which the child is on regular medication:

.....

8. Birth history complications.....

9. Any other important information.....

.....

Father's Sign.

Mother's Sign.

Guardian's Sign.

Declaration By Doctor

On the basis of the medical check-up of the child. I declare that the same is fit to attend the school and any other physical activity comfortably.

.....

Sign. of the Doctor

Regn. No.

Tel. No.

Date.....





(Class Teacher's Copy)

PERSONAL RECORD

Session 2026-27

Paste your recent photograph in school uniform.

Name of the Pupil

Class.....Section

Roll No.House

Date of Birth.....Child ID:.....Aadhaar No. :

Brother/Sister studying at Central Academy

Name	Class	Section
1.
2.

EN (Permanent Education No.):.....

APAAR ID

Parent's Information

Description	Mother	Father
Name
Occupation
Mobile No.
Specimen Signature
Guardian's Name & Mobile No.	
Name
Mobile No.
Specimen Signature	

Note: Any change in the above particulars may please be given in writing to the school.

Signature of class teacher





STUDENT'S TRANSPORTATION DETAIL

Students Name : _____

Father's Name : _____

Class/Section : _____ Scholar No: _____

Mode of Transportation (Please tick (✓) the appropriate box):

Pick up/drop off by Parents :

Walk :

Bicycle :

Van :

Auto :

School Bus (For Umaria Branch only):

Note:

- If student comes to school by school bus (For Umaria Branch only): .
 - o Bus Number : _____
 - o Name of Stoppage : _____
- If student comes to the school by Van/Auto please submit the xerox copy of the following documents to the class teacher along with this proforma.
 - o Aadhaar Card of Van/Auto Driver
 - o Vehicle Registration

Name of Auto/Van Driver : _____

Aadhaar Number of Auto/Van Driver:

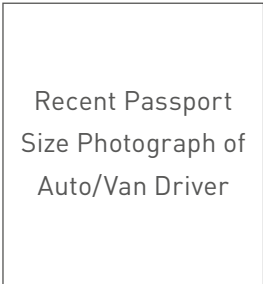
Driving License Number of Auto/Van Driver : _____

Registration No. of Auto/Van: _____

Mobile No. of Auto/Van Driver:

Parents Name & Signature

Signature of Auto/Van Driver



Note: Any change in the above information may please be given in writing to the school compulsorily.



School Motto

**"A Journey to
Excellence – Where
Quality Thrives and
Excellence Abides!"**



School Mission

**"Unlocking the
Power of Minds
for a Bright Future
Ahead!"**



School Vision

**"Nurturing Young
Minds – Dare to
Dream, Learn to
Excel!"**



SCHOOL EMBLEM

तमसो मा ज्योतिर्गमयः

The Guiding Light of Our Emblem

Our school emblem proudly carries the profound Sanskrit phrase "तमसो मा ज्योतिर्गमयः", which translates to "Lead me from darkness to light." This ancient verse, taken from the Brihadaranyaka Upanishad, reflects the very essence of education—dispelling ignorance and illuminating the path of wisdom.



At Central Academy, this motto is not just a phrase but a guiding principle. It represents our unwavering commitment to nurturing young minds, fostering knowledge, and shaping individuals who contribute meaningfully to society. Just as light eradicates darkness, education empowers students to rise above challenges, seek truth, and embrace enlightenment.

Our emblem, adorned with this inspiring slogan, stands as a symbol of our mission—to guide every student toward knowledge, virtue, and excellence.

Almanac

CONTENTS

S.No.	Chapter
1.	The Almanac
2.	My Teachers
3.	National Anthem
4.	National Song
5.	National Flag
6.	National Emblem
7.	Pledge (Hindi/English)
8.	School Prayer
9.	School Song
10.	Guru Bhakti
11.	Prayer (Itani Shakti)
12.	Song (Sare Jahan Se)
13.	Prayer of Gratitude
14.	Saraswati Vandana
15.	Calendar for session April 25-March 26
16.	Annual Planner (2026-27)
17.	List of Holidays (2026-27)
18.	Examination Schedule (2026-27)
19.	Special Assemblies (2026-27)
20.	Activity Calendar (Nursery/LKG/UKG)
21.	Activity Calendar (Classes I to V)
22.	SUPW (Socially Useful Productive Work)
23.	Important Days of Session 2026-27
24.	Split-up Syllabus (2026-27)
25.	HPC Syllabus for Foundation Stage (Nur-II)
26.	General Information

S.No.	Chapter
	Aims of the School
	Recommendations to Parents/Guardians
	School Strategic Plan
	School Rules
	Rule of Language
	Code of Conduct
	Courses and Affiliation
	Rules & Regulations for Students
	Students Facilities
	School Uniform
	House System
	Academic Programmes
	Test & Examinations
	Parent – Teacher Meeting
	Transfer Certificate
	Withdrawals
	Evaluation System
	Attendance
27.	Leave Application
28.	Regular as a Clock
29.	Record of Late Arrivals
30.	Uniform Inspection Report
31.	Assessment Marks Record
32.	Student & Parent Declaration
33.	Time-Table (2026-27)



THE ALMANAC

It is very necessary that the students and parents read the almanac together and understand the contents fully. This almanac aims at establishing an invaluable link between teachers, students and parents. It is intended to serve:

1. As an 'All-in-One' ready reckoner and planner for students.
2. As a means of communication between parents and the school:
 - To keep parents abreast with what their children are studying at school and the curricular progress of their wards;
 - To keep parents informed with respect to home assignments;
 - To serve as a handy reference with regard to the student's schedule;
 - To be used for convenient, day-to-day correspondence (related to academics and conduct) between parents and the school staff.
3. Students should ensure to bring the almanac to school every day, use it productively and treat it with care. Parents should review current pages daily and must countersign and respond to any comments, which may be made periodically by members of the faculty.
4. Parents should also countersign home assignments to signify their completion and provide an explanation if home assignments are not completed for any valid reason.
5. Comments made by parents in the almanac should be productive and confined strictly to the subject of the student's work and her/his conduct. All other matters concerning the school should be dealt with separately and either conveyed personally or through separate letters addressed to the head of the school.



MY TEACHERS



Name and Mobile No. of Class Teacher and Subject Teachers

Class Teacher :

Subject Teachers

English :

Hindi :

Mathematics :

EVS :

Computer :

General Knowledge :

Khel Yoga :

Art :

Note:-

* To be filled by the Class Teacher for Nursery to classes II.

* To be filled by students for classes III to V.

* Strike off whichever is not applicable.



THE NATIONAL ANTHEM OF INDIA

The Indian National Anthem originally composed in Bengali by Guru Rabindranath Tagore was adopted in its Hindi version by the Constituent Assembly as the National Anthem of India on 21st January 1950. It was first sung on 27th December 1911 at the Calcutta session of the Indian National Congress. The complete song consists of five stanzas. The playing time of the National Anthem is approximately 52 seconds. The lyrics were rendered into English by Tagore himself.

जन—गण—मन अधिनायक जय हे,
भारत भाग्य विधाता!
पंजाब, सिंध, गुजरात, मराठा,
द्राविड़, उत्कल, बंग,
विंध्य, हिमाचल, यमुना, गंगा,
उच्छल जलधि तरंग।
तव शुभ नामे जागे,
तव शुभ आशीष मांगे,
गाहे तव जय गाथा।
जन—गण—मंगलदायक जय हे,
भारत भाग्य विधाता!
जय हे, जय हे, जय हे,
जय जय जय जय हे!



Jana gaa mana adhinayaka jaya he
Bharata bhagya Vidhata
Panjaba Sindhu Gujaraa Maraha
Dravia Utkala Banga
Vindhya Himachala Yamuna Ganga
Ucchala jaladhi taranga
Tava subha name jage
Tava subha asisha mage
Gahe tava jaya gatha
Jana gaa mangala dayaka jaya he
Bharata bhagya vidhata
Jaya he jaya he jaya he
Jaya jaya jaya jaya he

English Translation: Thou art the ruler of the minds of all people dispenser of India's destiny, Thy name rouses the hearts of Punjab, Sindh, Gujarat and Maratha of the Dravida and Orissa and Bengal; It echoes in the hills of the Vindhya and Himalayas, it mingles in the rhapsodies of the pure waters of Yamuna and the Ganga and is chanted by the waves of the Indian Sea; They pray for thy auspicious blessings and sing thy praise. The salvation of all people in thy hands, the dispenser of India's destiny, Victory, Victory, Victory to Thee.

National Flag



The Indian flag was designed as a symbol of freedom.

The flag is a horizontal tricolour in equal proportion of deep saffron on the top, white in the middle and dark green at the bottom. The ratio of the width to the length of the flag is two is to three. In the centre of the white band, there is a wheel in navy blue to indicate the Dharma Chakra, the wheel of law in the Sarnath Lion Capital. Its diameter approximates the width of the white band and it has 24 spokes. The saffron stands for courage, sacrifice and the spirit of renunciation; the white, for purity and truth; the green for faith and fertility.



वन्दे मातरम्

This year marks the 150th anniversary of the composition of Vande Mataram. Bankim Chandra Chattopadhyay composed this song. Rabindranath Tagore set the tune for it. It was first sung in 1896 at the Calcutta session of the Congress. The first meeting of the Constituent Assembly on the night of 14 August 1947 began with 'Vande Mataram. Today, read the original form of this song, which has become a powerful slogan of freedom, and its Hindi interpretation.

Mool Geet

वन्दे मातरम्।

सुजलाम् सुफलाम् मलयजशीतलाम्,
शस्यश्यामलाम् मातरम्। वन्दे मातरम्॥ 1॥

शुभ्रज्योत्स्ना पुलकितयामिनीम्,
फुल्लकुसुमित द्रुमदलशोभिनीम्,
सुहासिनीम् सुमधुरभाषिणीम्,
सुखदाम् वरदाम् मातरम्। वन्दे मातरम्॥ 2॥

कोटि-कोटि कण्ठ कल-कल निनाद कराले,
कोटि-कोटि भुजैर्धृत खरकरवाले,
के बाँले माँ तुमि अबले,
बहुबलधारिणीं नमामि तारिणीम्,
रिपुदलवारिणीं मातरम्। वन्दे मातरम्॥ 3॥

तुमि विद्या तुमि धर्म, तुमि हृदि तुमि मर्म,
त्वम् हि प्राणाः शरीरे, बाहुते तुमि माँ शक्ति,
हृदये तुमि माँ भक्ति, तोमारेई प्रतिमा गड़ि मन्दिरे-मन्दिरे।
वन्दे मातरम्॥ 4॥

त्वम् हि दुर्गा दशप्रहरणधारिणी,
कमला कमलदलविहारिणी,
वाणी विद्यादायिनी, नमामि त्वाम्,
नमामि कमलाम् अमलाम् अतुलाम्,
सुजलां सुफलां मातरम्। वन्दे मातरम्॥ 5॥

श्यामलाम् सरलाम् सुस्मिताम् भूषिताम्,
धरणीम् भरणीम् मातरम्। वन्दे मातरम्॥ 6॥

Interpretation

Yogi and philosopher Sri

Aurobindo rendered this song into a
prose interpretation.

Oh Mother! Your land is full of water,
laden with fruits and flowers, cooled by
the cool fragrance of the Malaya
mountains, covered with
fields of swaying crops. Your nights are
filled with the joy of moonlight and
adorned with trees, flowers and
leaves. You are the one who spreads
smiles, speaks sweetly, and gives
happiness. The voices rising from the
throats of your millions of sons echo in the
sky, and millions of arms wield swords and
weapons. Who says you are weak, Mother?

You are immense
power, the one who overcomes adversity
and destroys enemies.

You are knowledge, dharma, in the heart,
and the essence of life.

You are life, the power of arms, and the
devotion of the heart. We worship you,

Mother! You are Durga, the one who
wields ten weapons, Lakshmi, seated on a
lotus flower. You are Saraswati, the pure
Mother! I bow to you.



National Emblem



The National Emblem of India is the replica of the Lion of Sarnath, near Varanasi in Uttar Pradesh. The Lion Capital was erected in the third century BC by emperor Ashoka to mark the spot where Buddha first proclaimed his gospel of peace and emancipation to four quarters of the universe. The national emblem thus symbolizes of contemporary India's reaffirmation of its ancient commitment to world peace and goodwill.

The four lions (one hidden from view) - symbolising power, courage and confidence - rest on a circular abacus. The abacus is girded by four smaller animals - guardians of the four directions: The lion of the north, the elephant of the east, the horse of the south and the bull of the west. The abacus rests on a lotus in full bloom, exemplifying the fountain head of life and creative inspiration. The motto 'Satyameva Jayate' inscribed below the emblem in Devanagari script means 'truth alone triumphs'.

Pledge

India is my country; All Indians are my brothers and sisters.

I love my country, and I am proud of its rich and varied heritage. I shall always strive to be worthy of it.

I shall give my parents, teachers and all elders respect, and treat everyone with courtesy.

To my country and my people, I pledge my devotion. In their well-being and prosperity alone lies my happiness.

Jai Hind

छात्र प्रतिज्ञा

भारत हमारा देश है। हम सब भारतवासी भाई-बहन हैं। हमें अपना देश प्राणों से भी प्यारा है। इसकी समृद्धि और विविध संस्कृति पर हमें गर्व है। हम इसके सुयोग्य अधिकारी बनने का प्रयत्न सदा करते रहेंगे। हम अपने माता-पिता, शिक्षकों और गुरुजनों का आदर करेंगे और सबके साथ शिष्टता का व्यवहार करेंगे। हम अपने देश और देशवासियों के प्रति वफादार रहने की प्रतिज्ञा करते हैं। उनके कल्याण और समृद्धि में ही हमारा सुख निहित है। जय हिन्द।

छात्र प्रतिज्ञा (संस्कृत)

भारतं अस्माकं मातृभूमिः। वयं सर्वे भारतीयाः भ्रातरः भगिन्यः च। अस्माकं मातृभूमिः प्राणेभ्योपि प्रियतरा अस्ति। अस्यारु समृद्धौ विविध-संस्कृतौ च अस्माकं गर्वः अस्ति। वयं अस्यारु सुयोग्याः अधिकारिणः भवितुं सदा प्रयत्नं करिष्यामः। वयं स्वमातापित्रोरु शिक्षकाणां गुरुजनानां च आदरं करिष्यामः सर्वैः च सह शिष्टतया व्यवहारं करिष्यामः। वयं स्वदेशं देशवासिनं च प्रति कृतज्ञतया वर्तितुं प्रतिज्ञां कुर्मः। तेषां कल्याणे समृद्धौ च नरु सुखं निहितम् अस्ति। जयतु संस्कृतम्। जयतु भारतम्।



विद्यालय प्रार्थना



हे शारदे माँ, हे शारदे माँ, अज्ञानता से हमें तार दे माँ
हे शारदे माँ, हे शारदे माँ, अज्ञानता से हमें तार दे माँ

तू स्वर की देवी, है संगीत तुझसे
हर शब्द तेरा है, है हर गीत तुझसे-2

हम है अकेले, हम है अधूरें
अपनी शरण में हमें तार दे माँ

हे शारदे माँ, हे शारदे माँ, अज्ञानता से हमें तार दे माँ
हे शारदे माँ, हे शारदे माँ, अज्ञानता से हमें तार दे माँ

मुनियों ने समझी है, गुणियों ने जानी
वेदों की भाषा, पुराणों की वाणी-2

हम भी तो समझे, हम भी तो जाने
विद्या का हमको भी अधिकार दे माँ

हे शारदे माँ, हे शारदे माँ, अज्ञानता से हमें तार दे माँ
हे शारदे माँ, हे शारदे माँ, अज्ञानता से हमें तार दे माँ

तू श्वेत वर्णी, कमल पे विराजे
हाथों में वीणा, मुकुट सिर पे साजे-2

मन से हमारे मिटा दो अंधेरे
उजालों का हमको भी संसार दे माँ

हे शारदे माँ, हे शारदे माँ, अज्ञानता से हमें तार दे माँ
हे शारदे माँ, हे शारदे माँ, अज्ञानता से हमें तार दे माँ



विद्यालय गीत

सेन्ट्रल एकेडमी के फूलों को, विद्या का वरदान दे माँ ।
हम बालक नादान हैं हमको, अपनी शरण में ले माँ ।
जग में ऊँचा नाम कमाएँ, विद्यालय की शान बढ़ाएँ ।
ऐ माँ तेरी कृपा से अपने पथ पर बढ़ते जाएँ ।
अपनी खुशबू से सारा जग महकाएँ माँ ।
सेन्ट्रल एकेडमी के फूलों को, विद्या का वरदान दे माँ ।
कोई यहां पर वीर शिवाजी, कोई लक्ष्मीबाई है ॥
गुरुओं के दिए ज्ञान से हमने ये पूँजी पाई है ।
माता-पिता और गुरु का आदर, भूल से भी न भूले माँ ॥
सेन्ट्रल एकेडमी के फूलों को, विद्या का वरदान दे माँ ।
न हो मन में द्वेष कोई, ईर्ष्या का न भाव हो ।
संतोष को पूँजी माने अपनी, चाहे कितना अभाव हो ।
सत्य ईमान का पाठ पढ़ा जो, जीवन में अपनाएँ माँ ।
सेन्ट्रल एकेडमी के फूलों को, विद्या का वरदान दे माँ ।
हम बालक नादान हैं हमको, अपनी शरण में ले माँ ॥

गुरु भक्ति

गुरुर्ब्रह्मा, गुरुर्विष्णु, गुरुर्देवो महेश्वरः ।
गुरुर्साक्षत् परब्रह्म, तस्मै श्री गुरवे नमः ॥
गुरु ही ब्रह्मा, विष्णु व शिव है, वास्तव में गुरु साक्षात् परब्रह्म है ।
इसलिए श्री गुरु को सबसे पहले नमस्कार है ।

प्रार्थना

इतनी शक्ति हमें देना दाता, मन का विश्वास कमजोर हो न।
हम चलें नेक रास्ते पर हमसे, भूलकर भी कोई भूल हो न।।
दूर-अज्ञान के हों अँधेरे, तू हमें ज्ञान की रोशनी दे।-2
हर बुराई से बचके रहें हम, जितनी भी दे भली जिंदगी दे।
बैर हो न किसी का किसी से, भावना मन में बदले की हो न।

हम चलें

हम न सोचें हमें क्या मिला है, हम ये सोचे किया क्या है अर्पण।-2
फूल खुशियों के बाँटें सभी को, सबका जीवन ही बन जाए मधुबन।
अश्रु करुणा के फिर तू बहा दे, कर दे पावन हर एक मन का कोना।

हम चलें

हर तरफ जुल्म है बेबसी है, सहमा-2 सा हर आदमी है।
पाप का बोझ बढ़ता ही जाए, जाने कैसे यह धरती थमी है।
बोझ ममता का तू यह उठा ले, तेरी रचना का कहीं अंत हो न।

हम चलें

सारे जहाँ से अच्छा

सारे जहाँ से अच्छा हिन्दोस्तां हमारा।
हम बुल बुले हैं इसकी, ये गुलसिता हमारा।।
पर्वत वो सबसे ऊँचा, हमसाया आसमां का।
वो संतरी हमारा, वो पासवां हमारा।।
सारे जहाँ से अच्छा

गोदी में खेलती हैं, जिसकी हज़ारों नदियाँ।
गुलशन है जिसके दम से, रश्के जहाँ हमारा।।
सारे जहाँ से अच्छा

मज़हब नहीं सिखाता आपस में बैर रखना।
हिन्दी हैं हम, हिन्दी हैं हम, वतन है, हिन्दोस्ताँ हमारा।
सारे जहाँ से अच्छा

PRAYER OF GRATITUDE

Dear God we are going home.
We thank you for your gifts.
We promise you, to be dutiful at home,
as we were at school.
We pray that you will help us to be a good,
clever and obedient children.
Atlast we are grateful for all your blessings.
Thank you.

Saraswati Vandana

या कुन्देन्दुतुषारहारधवला, या शुभ्रवस्त्रावृता
या वीणा वरदंडमंडितकरा, या श्वेतपद्मासना ।
या ब्रम्हाच्युतशंकर प्रभृतिर्भिदेवै सदा वन्दिता,
सा मां पातु सरस्वती भगवती, निःशेषजाड्या पहा ॥

**Yaa Kundendu Tushaara Haara Dhavalla
Yaa Shubhra Vastraavrita
Yaa Veena Vara Danda Manditakara
Yaa Shweta Padmaasanna
Yaa Brahmachyuta Shankara Prabrithibhir
Devai Sadaa Vandita
Saa Maan Paatu Saraswati Bhagavati
Nishesha Jaadyapaha**

The Meaning of Saraswati Vandana

"May Saraswati, the destroyer of our ignorance, protect us. She who is fair like the Kunda flower, like the moon, the snow and the necklaces of pearls, who is dressed in pure white clothes and who is seated on a white lotus, her hand playing the veena and to whom hymns are sung by the Gods, even Brahma, Vishnu and Shankar. Oh Goddess of knowledge, remove the ignorance completely from our minds."



Calendar for Session April 2026 - March 2027

Values of the Month

(Celebrate core values throughout the session by using this calendar)

April 2026

Respect

All people have the right to equal opportunity and to be treated with dignity.

Sun.	Mon.	Tue.	Wed.	Thu.	Fri.	Sat.
			1	2	3	4
5	6	7	8	9	10	11
12	13	14	15	16	17	18
19	20	21	22	23	24	25
26	27	28	29	30		

May 2026

Contentment

Deciding to be happy with what you have.

Sun.	Mon.	Tue.	Wed.	Thu.	Fri.	Sat.
					1	2
3	4	5	6	7	8	9
10	11	12	13	14	15	16
17	18	19	20	21	22	23
24	25	26	27	28	29	30
31						

June 2026

Service

Leading a hand to help someone else.

Sun.	Mon.	Tue.	Wed.	Thu.	Fri.	Sat.
	1	2	3	4	5	6
7	8	9	10	11	12	13
14	15	16	17	18	19	20
21	22	23	24	25	26	27
28	29	30				

July 2026

Compassion

Brotherhood towards fellow classmates.

Sun.	Mon.	Tue.	Wed.	Thu.	Fri.	Sat.
			1	2	3	4
5	6	7	8	9	10	11
12	13	14	15	16	17	18
19	20	21	22	23	24	25
26	27	28	29	30	31	

August 2026

Diversity

Differences among us bring strength, value and perspective.

Sun.	Mon.	Tue.	Wed.	Thu.	Fri.	Sat.
						1
2	3	4	5	6	7	8
9	10	11	12	13	14	15
16	17	18	19	20	21	22
23	24	25	26	27	28	29
30	31					

September 2026

Initiative

Seeking whats need to be done and doing it.

Sun.	Mon.	Tue.	Wed.	Thu.	Fri.	Sat.
		1	2	3	4	5
6	7	8	9	10	11	12
13	14	15	16	17	18	19
20	21	22	23	24	25	26
27	28	29	30			

October 2026

Perseverance

Dedication towards work.

Sun.	Mon.	Tue.	Wed.	Thu.	Fri.	Sat.
				1	2	3
4	5	6	7	8	9	10
11	12	13	14	15	16	17
18	19	20	21	22	23	24
25	26	27	28	29	30	31

November 2026

Cooperation

Feeling of unity.

Sun.	Mon.	Tue.	Wed.	Thu.	Fri.	Sat.
1	2	3	4	5	6	7
8	9	10	11	12	13	14
15	16	17	18	19	20	21
22	23	24	25	26	27	28
29	30					

December 2026

Hope

Believing what something good can come out of something bad.

Sun.	Mon.	Tue.	Wed.	Thu.	Fri.	Sat.
		1	2	3	4	5
6	7	8	9	10	11	12
13	14	15	16	17	18	19
20	21	22	23	24	25	26
27	28	29	30	31		

January 2027

Leadership

We seek to inspire, create solution and impact others positively.

Sun.	Mon.	Tue.	Wed.	Thu.	Fri.	Sat.
					1	2
3	4	5	6	7	8	9
10	11	12	13	14	15	16
17	18	19	20	21	22	23
24	25	26	27	28	29	30
31						

February 2027

Excellence

We shine to be the best we can be and take pr

Sun.	Mon.	Tue.	Wed.	Thu.	Fri.	Sat.
	1	2	3	4	5	6
7	8	9	10	11	12	13
14	15	16	17	18	19	20
21	22	23	24	25	26	27
28						

March 2027

Individuality

Discovering who you are meant to be so you can make a difference.

Sun.	Mon.	Tue.	Wed.	Thu.	Fri.	Sat.
	1	2	3	4	5	6
7	8	9	10	11	12	13
14	15	16	17	18	19	20
21	22	23	24	25	26	27
28	29	30	31			



Annual Planner (2026-27)

(CLASSES NURSERY TO V)

- Activities / Competitions/ Celebrations
- Exams / PTM
- Holidays
- Sunday


Day	April		May		June	
Sun						
Mon					1	Summer Break
Tue					2	Summer Break
Wed	1	New Academic Session begins (Welcome Day)			3	Summer Break
Thu	2				4	Summer Break
Fri	3	Good Friday	1	Summer Break	5	World Environment Day
Sat	4	Colouring & Hand Print Art (Nur-UKG)	2	Summer Break	6	Summer Break
Sun	5		3	Summer Break	7	Summer Break
Mon	6		4	Summer Break	8	Summer Break
Tue	7	World Health Day (Food for Healthy Body), Healthy Food Chart Making Competition (I-V)	5	Summer Break	9	Summer Break
Wed	8		6	Summer Break	10	Summer Break
Thu	9		7	Summer Break	11	Summer Break
Fri	10		8	Summer Break	12	Summer Break
Sat	11	ICE – Breaker Games (Nur – UKG)	9	Summer Break	13	Summer Break
Sun	12		10	Mother' Day	14	World Blood Donor Day
Mon	13		11	Summer Break	15	Summer Break
Tue	14	Ambedkar Jayanti	12	Summer Break	16	Summer Break
Wed	15		13	Summer Break	17	Summer Break
Thu	16		14	Summer Break	18	Summer Break
Fri	17		15	Summer Break	19	Summer Break
Sat	18		16	Summer Break	20	Summer Break
Sun	19		17	Summer Break	21	International Yoga Day/ Father's Day
Mon	20		18	Summer Break	22	School Reopens/Morning Yoga & Zumba Session
Tue	21		19	Summer Break	23	
Wed	22	Earth Day (I) Fantasy Walk, (II- III) Best Out of Waste, (IV) Drawing poster Competition, (V) Inter House Skit	20	Bakrid / Eid – Al – Adha	24	
Thu	23		21	Summer Break	25	
Fri	24		22	Summer Break	26	Muharram
Sat	25	Graduation Ceremony	23	Summer Break	27	Green Day Celebration
Sun	26		24	Summer Break	28	
Mon	27		25	Summer Break	29	
Tue	28		26	Summer Break	30	
Wed	29		27	Summer Break		
Thu	30		28	Summer Break		
Fri			29	Summer Break		
Sat			30	Summer Break		
Sun			31	Summer Break		



Day		July		August		September
Sun						
Mon						
Tue					1	
Wed	1	School Visit (Nur – UKG)			2	
Thu	2				3	I-Krishna Leela Costume Show II-Krishna's Crown Making III- Flute Making Competition IV-Matki Decoration Competition V-Inter House Matki Fod Pratiyogita
Fri	3				4	Janmashtami
Sat	4	Sports Activities	1	Friendship Day Celebration, (Nur – UKG)	5	Teacher's Day
Sun	5		2	Friendship Day	6	
Mon	6		3		7	
Tue	7		4		8	
Wed	8		5		9	
Thu	9		6		10	
Fri	10		7		11	
Sat	11	Short Speech (I – II) Paper Bag Competition (III- V)	8		12	हिन्दी श्रुतलेख सह सुलेख प्रतियोगिता (I- III), बाल गीत प्रतियोगिता (Nur.), कथा वाचन प्रतियोगिता (LKG & UKG) हिन्दी दोहा/कविता गायन (IV) लघु नाटक नुक्कड़, नाटक (V)
Sun	12	Paper Bag Day	9		13	Grand Parents Day
Mon	13	PT-I Begins (I to V)	10		14	Ganesh Chaturthi / Hindi Diwas
Tue	14		11		15	Quarterly (Nur- UKG) Half Yearly Examination (I – V) begins
Wed	15		12	International Youth Day	16	
Thu	16		13		17	
Fri	17		14	Colouring Competition (Nur-UKG)/ Tiny Patriots Walk	18	
Sat	18	PT-I Ends (I to V)/ All about Me (Nur – UKG) Activity	15	Independence Day Celebration	19	
Sun	19		16		20	
Mon	20		17		21	
Tue	21		18		22	
Wed	22		19	Tulsidas Jayanti	23	
Thu	23	Chandra Shekhar Azad Jayanti	20		24	
Fri	24		21		25	
Sat	25	Rainy Day Celebration (Nur-UKG)	22	Draw & Colour Rakhi (I & II) Rakhi Making Competition (III-V)	26	Quarterly Exam. (Nur- UKG) Half Yearly Exam. (I to V) Ends
Sun	26	Kargil Vijay Diwas	23		27	
Mon	27		24		28	
Tue	28		25		29	
Wed	29		26	Milad – Un – Nabi	30	
Thu	30		27			
Fri	31	PTM / Result of PT-I (I – V)	28	Raksha Bandhan		
Sat			29	National Sports Day (Sports Events)		
Sun			30			
			31			

Day		October		November		December
Sun			1			
Mon			2			
Tue			3		1	
Wed			4		2	
Thu	1		5	Half Yearly Exam. (Nur to UKG) / PT-II (I to V) Ends	3	
Fri	2	Gandhi Jayanti	6	Diya Making & Colouring (Nur – UKG) Diya Decoration (I) Puja Thali Decoration (II) Bandanwar / Festoon Making (III) Lantern Making (IV) Best out of Waste (V)	4	Wildlife Conservation Day
Sat	3	Sport Activities (Nur & UKG)	7	Diwali Vacation	5	
Sun	4	World Animal Day	8	Diwali Vacation	6	
Mon	5		9	Diwali Vacation	7	
Tue	6		10	Diwali Vacation	8	
Wed	7		11	Diwali Vacation	9	
Thu	8		12		10	
Fri	9		13		11	
Sat	10	PTM/ Result of Quarterly Exam. (Nur- UKG) Half Yearly Exam. (I to V)	14	Children's Day Celebration Fun Games	12	Quiz Competition (III – V) Show & Tell Competition (Nur – UKG)
Sun	11		15		13	
Mon	12		16		14	Gita Jayanti
Tue	13		17		15	
Wed	14		18		16	
Thu	15	World Student's Day (Abdul Kalam Jayanti)	19		17	
Fri	16	World Food Day	20		18	
Sat	17	(Nur- UKG) Origam Activity I – Drawing /Coloring/Craft (on Dussehra Theme) II & III jkek;.k nkskgk xk;u IV & V jkek;.k ik= ifjp; izfr;ksfxrk	21	PTM/ Result of Half Yearly Exam. (Nur- UKG)/ PT-II (I to V)	19	Short Speech (Nur – UKG)/ Spell-Bee Competition (I–V)
Sun	18		22		20	
Mon	19	Dussehra Vacation	23		21	
Tue	20	Dussehra Vacation	24	Guru Nanak Jayanti	22	
Wed	21	Dussehra Vacation	25		23	
Thu	22		26		24	
Fri	23		27		25	Christmas
Sat	24	English Story Telling with Puppet (LKG & UKG) / Poem Recitation (Nur)	28		26	Science Model Display (IV–V)
Sun	25		29		27	
Mon	26	Valmiki Jayanti	30	Annual Sports / Function	28	
Tue	27	Half Yearly Exam. (Nur-UKG) / PT-II (I to V) Begins			29	
Wed	28				30	
Thu	29				31	
Fri	30					
Sat	31					

Day		January		February		March
Mon			1		1	
Tue			2		2	
Wed			3		3	
Thu			4		4	
Fri	1	New Year's Day	5		5	
Sat	2		6		6	MAHA SHIVRATRI
Sun	3		7		7	
Mon	4		8		8	
Tue	5		9		9	Eid - Al - Fitr
Wed	6		10		10	
Thu	7		11	Vasant Panchmi (For Students)	11	
Fri	8		12		12	Annual Examination Ends (Nur - V)
Sat	9	Elocution (Hindi) (I - V)	13		13	
Sun	10		14		14	
Mon	11		15		15	
Tue	12	National Youth Day	16		16	
Wed	13		17		17	
Thu	14	Makar Sankranti	18		18	
Fri	15	Indian Army Day	19	Shivaji Jayanti	19	
Sat	16		20		20	PTM /Result of Annual Exam (Nur - V)
Sun	17		21		21	
Mon	18		22	Annual Examination Starts (Nur - V)	22	Holi Vacation
Tue	19		23		23	Holi Vacation
Wed	20		24		24	
Thu	21		25		25	
Fri	22		26		26	Good Friday
Sat	23	Hand Writing Day/ Parakram Diwas Creative Writing Competition (I-V)	27		27	
Sun	24		28	National Science Day	28	
Mon	25				29	
Tue	26	Republic Day Celebration			30	
Wed	27				31	
Thu	28					
Fri	29					
Sat	30	Shaheed Diwas				
Sun	31					



List of HOLIDAYS (2026-27)


The school office will remain open on all working days except Sundays and the following holidays –

S.No.	Date	Day	Occasions
1.	3rd April 2026	Friday	Good Friday
2.	14th April 2026	Tuesday	Ambedkar Jayanti
3.	20th May 2026	Thursday	Bakrid / Eid Al Adha (Tentative)
4.	26th June 2026	Friday	Muharrum (Tentative)
5.	26th August 2026	Wednesday	Milad Un – Nabi (Tentative)
6.	28th August 2026	Friday	Raksha Bandhan
7.	4th September 2026	Friday	Janmashtami
8.	14th September 2026	Monday	Ganesh Chaturthi
9.	2nd October 2026	Friday	Gandhi Jayanti
10.	19th to 21st October 2026	Monday to Wednesday	Dussehra Holiday
11.	7th to 11th November 2026	Saturday to Wednesday	Deepawali Vacation
12.	24th November 2026	Tuesday	Guru Nanak Jayanti
13.	25th December 2026	Friday	Christmas Day
14.	14th January 2027	Thursday	Makar Sankranti
15.	11th February 2027	Thursday	Vasant Panchami
16.	6th March 2027	Saturday	Maha Shivratri
17.	9th Or 10th March 2027	Tuesday / Wednesday	Eid – Al – Fitr
18.	22nd March 2027	Monday	Holi
19.	26th March 2027	Friday	Good Friday



Examination Schedule (Session – 2026-27)

(CLASS – NURSERY/LKG/UKG)



Quarterly Examination-

15th September to 26th September 2026

(Result – 10th October 2026)

Half Yearly Examination-

27th October to 5th November 2026

(Result – 21st November 2026)

Annual Examination-

22nd February to 12th March 2027

(Result – 20th March 2027)

(CLASS – I TO V)

Periodic Test - I (PT-I)

13th July to 18th July 2026

(Result – 31st July-2026)

Half Yearly Examination-

15th September to 26th September 2026

(Result – 10th October 2026)

Periodic Test - II (PT-II)

27th October to 5th November 2026

(Result – 21st November 2026)

Annual Examination-

22nd February to 12th March 2027

(Result – 20th March 2027)

Special Assemblies (2026-27)

Dates

7th April, 2026

22nd April, 2026

21st June, 2026

12th July, 2026

26th July, 2026

15th August, 2026

29th August, 2026

5th September, 2026

14th September, 2026

2nd October, 2026

15th October, 2026

20th October, 2026

14th November, 2026

04th December, 2026

14th December, 2026

12th January, 2027

26th January, 2027

Occasions

World Health Day (Healthy Body, Healthy Mind)

Earth Day (Save Earth, Save Future)

International Yoga Day (Wellness & Balance)

Paper Bag Day (Say No to Plastic Bag)

Kargil Vijay Diwas (Salute to our Brave hearts)

Independence Day (Honouring Freedom Fighters)

National Sports Day (Fitness & Sportsman-ship)

Teachers' Day (Guiding Light)

Hindi Diwas (Love for Mother Tongue)

Gandhi Jayanti (Swachhh Bharat – Swachhh Vidyalaya)

World Students' Day (Dr. A. P. J. Abdul Kalam Jayanti)

Dussehra (Victory of Good Over Evil)

Children's Day (Celebrating Childhood)

Wildlife Conservation Day (Protect Nature, Preserve Life)

Gita Jayanti (Gita in Daily Life)

National Youth Day (Swami Vivekanand's Ideals)

Republic Day (Pride in Constitution)

Activity Calendar (Session – 2026-27)

(CLASSES NURSERY/LKG/UKG)



Months

APRIL

Competitions/Celebrations/Activities

Welcome Day & Orientation Week

- ICE – Breaker Games
- Colouring & hand – print art

World Health Day Celebration (7th April)

- "Food for Healthy Body": Talk the Children (Activity)

Graduation Ceremony (Celebration)

JUNE

Environment & Nature Week

- Green Day Celebration

International Yoga Day (21st June)

- Morning Yoga Session & Zumba

JULY

School Visit

Rainy Day Celebration

Sports Activities (Clay Modelling & Finger Painting)

"All about Me" Activity

AUGUST

Friendship Day Celebration

- Friendship band Exchange

Independence Day Celebration

- Colouring Competition (National Flag)
- Tiny Patriots Walk

SEPTEMBER

Grand Parents Day

- Photo – Frame Craft / Card Making

Hindi Diwas

- Story Telling in Hindi (Competition)
- बाल गीत प्रतियोगिता

OCTOBER

Janmashtami Celebration

Origami Activity

Poem Recitation Competition (Nursery)

English Story Telling with Puppet (LKG & UKG)

Sports Activity

NOVEMBER

Children's Day (14th November)

- Fancy Dress Competition, (Fruits, Animal, Cartoons etc)
- Fun Games, Musical Chair etc.

Diya & Candle Painting

Sports Events

Annual Function / Annual Sports

DECEMBER

Short Speech Competition (LKG & UKG)

Show & Tell Competition (Nur – UKG)

JANUARY

Republic Day Celebration

- Origami Craft / Clay Modelling/Finger Painting/Colouring



Activity Calendar (Session – 2026-27)

(CLASSES I TO V)



Months	Classes	Competitions/Celebrations
APRIL	I to V	World Health Day Healthy Food Chart Making "Food for Healthy Body" talk for children
	I	Earth Day Fancy Dress Competition (Dress up as nature elements like tree animals, flower, Planet, Globe etc.)
	II & III	Best out of Waster Competition (Recycled Art Contest)
	IV	Drawing / Poster Competition (Theme – Protect our Planet)
	V	Inter House Skit on Save Earth
JUNE		International Yoga Day <ul style="list-style-type: none"> • Morning Yoga Session • Simple Asanas for Kids
JULY	I & II	Short Speech Competition (Myself / our school/our country)
AUGUST	III to V	Paper Bag Competition
	I to V	Independence Day Celebration
	III to V	Rakhi Making Completion
	I & II	Draw & Colour Rakhi (Competition)
	I to V	Sport Events (National Sports Day)
SEPTEMBER	IV	Matki Decoration Competition
	V	Inter House Matri Fod Pratiyogita
	I	Fancy Dress
	II	Krishna's Crown Making Competition
	III	Flute Making Competition
	I to III	हिन्दी श्रुतलेख सह सुलेख – प्रतियोगिता
	IV	हिन्दी दोहा / कविता गायन
V	लघु नाटक (नुककड़) (Inter – House Competition)	
OCTOBER	IV & V	रामायण पात्र परिचय प्रतियोगिता
	II & III	रामायण दोहा गायन प्रतियोगिता
	I	Drawing / Colouring / Art Craft (On the Dussehra Theme)
NOVEMBER	I	Diya Painting & Decoration
	II	Pooja Thali Decoration
	III	Bandanwar / Festoon Making Competition
	IV	Lantern Making Competition
	V	Best out of Waster (Decorative items from Recycled material)
DECEMBER	I – V	Annual Function/ Sports
	III – V	Spell – Bee Competition
	IV & V	Quiz Competition (Inter – House)
JANUARY	I – V	Science Model Display
	I – V	Creative Writing Competition
	I – V	Elocution (Hindi)





S.U.P.W. (Socially Useful Productive Work)

S.U.P.W. is 'The third dimension of education'. It develops skills and is productivity oriented.

(For classes Nursery to II):

- Magic fingers (Art and Craft)
- My Expression 'Public Speaking' (English / Hindi)
- Jumping Jacks (Games)
- Singing super stars (Music)
- Dance magic (Dance)
- Fit is Hit (Yoga & Physical Exercises)

(For classes III to V):

- Happy Feet (Dance)
- Eureka (Scientists)
- My Expression (Public Speaking) (English & Hindi)
- My Google (General Knowledge & Awareness)
- Bits & Bytes (Computer)
- Young Crafters (Art & Craft)
- Field Fun (Game)
- Mental Mathemagic (Maths)



Note:-

Students will be assessed on the 5-point scale given below:-

Co-Scholastic

Grade	Description
A+	Outstanding
A	Excellent
B	Very Good
C	Good
D	Average



Important Days of Session (2026-27) (National & International)



APRIL

- 02 Hanuman Jayanti
- 07 World Health Day
- 14 Ambedkar Jayanti
- 22 World Earth Day

MAY

- 01 Buddha Purnima / Labour Day
- 10 Mother's Day

JUNE

- 05 World Environment Day
- 14 World Blood Donor Day
- 21 Father's Day / International Yoga Day
- 29 Sant Kabeer Jayanti

JULY

- 01 National Doctor's Day / Guru Hargovind Jayanti
- 12 Paper Bag Day
- 23 Chandra Shekhar Azad Jayanti
- 26 Kargil Vijay Diwas / Parent's Day

AUGUST

- 02 National Friendship Day
- 12 International Youth Day
- 15 Independence Day (India)
- 19 Tulsidas Jayanti
- 29 National Sports Day

SEPTEMBER

- 04 National Wildlife Day
- 05 Teacher's Day
- 08 International Literacy Day
- 14 Hindi Diwas
- 13 Grand Parents' Day

OCTOBER

- 02 Gandhi Jayanti
- 04 World Animal Day
- 16 World Food Day
- 26 Valmiki Jayanti

NOVEMBER

- 14 Children's Day
- 24 Guru Nanak Jayanti

DECEMBER

- 04 Wildlife Conservation Day
- 10 Human Rights Day (International)
- 14 Gita Jayanti

JANUARY

- 01 New Year's Day
- 12 National Youth Day
- 15 Indian Army Day
- 23 Parakram Diwas (Netaji Subhash Chandra Bose Jayanti/ National Handwriting Day)
- 26 Republic Day
- 30 Martyrs Day (Shaheed Diwas)

FEBRUARY

- 19 Shivaji Jayanti
- 20 Ravi Das Jayanti
- 28 National Science Day

MARCH

- 03 World Wildlife Day
- 20 International Day of Happiness / World Oral Health Day
- 22 World Water Day



SPLIT UP SYLLABUS (2026-27)

CLASS – NURSERY

Subject – English

Quarterly Examination

Written : A to H Capital letter, write the first alphabet of the picture. Match the alphabet to the picture, dictation.

Oral : A to H (Oral identification), identify pictures and letters

Short Speech - "Myself".

- 1) My name is _____
- 2) My father's name is _____
- 3) I study in class Nursery.
- 4) My school name is Central Academy School.
- 5) I live in Rewa.
- 6) I love my school.

Half Yearly Examination

Written: A to R capital letters, Circle the correct alphabet. Dictation, write the first alphabet of the picture. Match the same letter, circle the odd one.

Oral: A to R identification, Identify the pictures.

Short Speech "My School"

- 1) My school name is Central Academy.
- 2) My school is my second home.
- 3) My school building colour is white.
- 4) My School is very beautiful.
- 5) I love my school.

Annual Examination

Written: A to Z Capital letters, Match the letter to the correct Picture, Write the first letter of the picture, Circle the odd one, Match the same letter, Fill in the missing letters. Dictation.

Oral: A to Z identification, identify the pictures and letters.

Short Speech - "My Country."

- 1) I live in India,
- 2) I am an Indian
- 3) India is a big country.
- 4) We Indians are brothers and sisters.
- 5) I love my country so much.

Jai Hind.

Subject – Hindi

Quarterly Examination

लिखित: अ, आ, इ, ई स्वर लिखना, चित्र देखकर स्वर से मिलाना

स्वर से स्वर मिलाना, चित्र पहचानकर प्रथम अक्षर से जोड़ी मिलाना—श्रुतिलेख ।

मौखिक: अ से ई तक सुनाना, स्वर एवं चित्र पहचानना क से ज तक व्यंजन ।

Half Yearly Examination

लिखित : अ से ऐ तक लिखना, स्वर से स्वर की जोड़ी मिलाना, चित्र देखकर सही स्वर से मिलाना, असमान स्वर में गोला लगाना, श्रुतिलेख ।

मौखिक: अ से ऐ तक सुनाना, स्वर एवं चित्र पहचानना ट से न तक व्यंजन ।

Annual Examination

लिखित : अ से अः तक लिखना, चित्र देखकर सही स्वर पर गोला बनाओ, चित्र देखकर सही स्वर लिखें, खाली स्थान भरना, चित्र देखकर सही स्वर से जोड़ी मिलाना, श्रुतिलेख ।

मौखिक: अ से अः तक सुनाना, स्वर एवं चित्र पहचानना प से ज्ञ तक व्यंजन ।

Subject - Maths

Quarterly Examination

Written : Counting " 1 to 7", Match the same number, Circle the odd one, count and write the numeral. Dictation

Oral:

1 to 10, identification "1 to "7".

Half Yearly Examination

Written: Counting " 8 to 14", Count and write the numeral, Match the same numbers, Circle. the odd one. Dictation.

Oral:

1 to 15, Identification "1 to 15"

Annual Examination

Written : Counting "15 to 20", Match the some number, count and write the numeral, Fill in the missing numerals, Dictation

Oral:

1 to 20, Identification "1 to 20"

6. Name any five body movement?
Eat, Walk, Run, Jump, Dance
7. Name any five places in the home?
Bedroom, Washroom, Living Room, Kitchen, Store

Half Yearly Examination

(My school to plants and trees)

1. Name any two places in your school?
Classroom, Library
2. Name any 5 wild animals?
Lion, Tiger, Elephant, Fox, Bear
3. Name any 5 pet animals?
Dog, Cat, Fish, Parrot, Rabbit
4. Name any 5 birds?
Crow, Parrot, Hen, Owl, Duck.
5. Name any 5 flowers?
Rose, Lotus, Tulip, Lily, Sunflower.
6. Name any 5 trees?
Mango tree, Neem tree, Ashoka, Coconut, Banyan tree

Subject - General Knowledge (Oral)

Note - Identify all the pictures of book according to the syllabus.

Quarterly Examination

(My Body to Practice)

1. What is your name?
My name is _____
2. How old are you?
I _____ years old.
3. Name any five body parts name?
1. Eye 2. Nose 3. Ear
4. Hand 5. Leg
4. How many members in your family?
There are _____ members in my family.
5. Name any five things you like to eat?
Ice-cream, Burger, Dosa, Apple, Vegetables.

Annual Examination

(Clothes to Seasons)

1. Name any five clothes?
Coat, Top, Frock, Saree, Shorts.
2. Name any five fruits?
Apple, Mango, Grapes, Papaya, Orange.
3. Name any five vegetables?
Potato, Tomato, Peas, Onion, Carrot.
4. Name any five our helpers?
Teacher, Doctor, Farmer, Postman, Tailor.
5. Name any five vehicles?
Car, Ship, Boat, Bus, Train.
6. Name any five festivals?
Holi, Diwali, Eid, Gurpurab, Dusshera.
7. Name any three seasons?
Winter season, Summer seasons, Rainy season

Subject - Conversation (Oral)

Quarterly Examination

1. What is the name of your school?
The name of my school is Central Academy
2. In which class do you study?
I study in class Nursery.
3. Are you a boy or girl?
I am a _____
4. Where do you live?
I live in _____

Half yearly examination

1. What is the name of your class teacher?
My class teacher's name is

2. What is the name of your Headmistress/
Principal?

3. What is Your Father's name?
My father's name is _____
4. What is your mother's name?
My mother's name is _____

Annual Examination

- How many Colours are there in a rainbow?
Seven Colours
- What is the name of your country?
India
- How many Colours are there in our National Flag?
Three Colours.
- What is the colour of the sky?
Blue.

Subject - Hindi Rhymes

Quarterly Examination

Term I - Page No. 97 to 104 (हाथी राजा से आम)

Half Yearly Examination:

Term II - Page No. 94 to 101 (तितली रानी से नन्ही चिड़िया)

Annual Examination

Term III - Page No. 85 to 91 (पतंग से बंदर वाला)

Subject - English Rhymes

Quarterly Examination

Term I - Page No. 42 to 49 (Jingle bell to The Doctor)

Half Yearly Examination:

Term II - Page No. 39 to 46 (Roses are red to Hickety pickety)

Annual Examination

Term III - Page No. 35 to 41 (Daffy down dilly to Little children)

Subject - Drawing

Quarterly Examination

Page No. 3 to 10

Half Yearly Examination

Page No. 11 to 20

Annual Examination

Page No. 21 to 22

CLASS – LKG

Subject – English

Quarterly Examination

Written Page No. 3 to 20

- 1) Capital letters (A to Z) and small letters (a to z)
- 2) Missing letters (A to Z)
- 3) Beginning words (a to f)
- 4) Vowel and consonant
- 5) Vowel sound (a, e, i) and exercise
- 6) Identify the picture and write their first letter
- 7) Dictation

Oral

- 1) Beginning words (a to f)
- 2) Vowel words
- 3) **Short Speech (Myself)**

1. My name is _____
2. I am a _____ (boy/girl)
3. I am _____ years old.
4. I study in LKG at Central Academy.
5. I live in _____ (city).

Half Yearly Examination

Written Pg. No. 21 to 31 and 34.

- 1) A to Z capital and (a to z) small letter
- 2) a to z (missing letters)
- 3) Beginning words (G to M)
- 4) Vowel letters (o, u)
- 5) Rhyming word
- 6) Use of A / an
- 7) One and Many
- 8) Use of "And"
- 9) Look at the picture and match it
- 10) Dictation

Oral

- 1) Beginning word (G to M)
- 2) Rhyming word
- 3) Short Speech - (My school)

1. My school name is Central Academy.
2. My school is big and beautiful.
3. I love my teachers and my friends.
4. My teachers teach me good manners.
5. I love my school very much.

Annual Examination

Written Page no. 32, 33 and 35 to 40

- 1). Aa to Zz letters
- 2) Aa to Zz missing letters
- 3) Beginning words (n to z)
- 4) use of This / That
- 5) Use of yes/ No
- 6) Opposite words
- 7) Colours name
- 8) Myself
- 9) Dictation

Oral

- 1) Beginning words (n to z)
- 2) Days and months
- 3) Shortspeech-(My Mother)
 1. My mother's name is _____
 2. She is very kind and loving.
 3. She helps me in my studies.
 4. She looks tasty food for me.
 5. I love my mother very much.

Subject - Hindi

Quarterly Examination

लिखित - 'अ' से अः तक स्वर 'क' से 'ज्ञ'

तक 'व्यंजन' खाली स्थान में वर्ण भरकर वर्णमाला पूरी करो, जोड़ी मिलाइए, चित्र देखकर पहला अक्षर से मिलान करें, श्रुतिलेख।

Complete Bunch पेज नं. (45 से 51)

मौखिक- 'अ' से अः तक स्वर तथा क से ज्ञ तक व्यंजन।

Half-yearly Examination

लिखित- 'दो' और 'तीन' अक्षरों वाले शब्दों का ज्ञान तथा उन्हें लिखना, चित्र पहचान कर नाम लिखिये, गोले में दिये गये वर्ण से नया शब्द बनाइये एवं श्रुतिलेख।

Complete Bunch पेज नं. 52 से 65

मौखिक- दो और तीन अक्षरों को जोड़कर पढ़ना।

Annual Examination

लिखित- 'क' से 'ज्ञ' अक्षरों वाले शब्दों का ज्ञान तथा उन्हें लिखना, श्रुतिलेख, सही शब्द चुनकर खाली स्थान भरिये, चित्र पहचान कर सही शब्द से जोड़ी मिलाइये (पेज नं. 66 से 73 तक)

मौखिक- चार अक्षरों वाले शब्दों को जोड़कर पढ़ना।

Subject - Maths

Quarterly Examination

Written- Activity exercises (Comparison page no.3 to 13), counting numbers 1 to 40, missing numbers, match the following numbers, numbers name 1 to 10, count and match with the help of objects, before, after and between numbers, DICTATION.

Oral- Numbers 1 to 40, Identify the Tall and short, Big and small, Long and Short, Heavy and Light.

Maths Activity Book

Page number 5 to 51, 46 to 59, 63 to 66.

Magician Book

Page number 3 to 30.

Half Yearly Examination

Written – Numbers 41 to 70,

Missing numbers, Match the following, numbers name 11 to 20, Ones and Tens, Forward and Backward counting, count the objects and write the correct numbers, after, before and between numbers, shapes, shapes matching with objects, DICTATION.

Oral- Numbers 41 to 70, Shapes identification, forward and backward counting.

Maths Activity Book

Page number 69 to 70, 73, 76 to 79, 52, 53, 88 to 91, 94 to 97.

Annual Examination

WRITTEN - Counting Numbers 71 to 100, missing numbers, match the following numbers, after, before and between numbers, numbers name 21 to 30, Addition, Subtraction, Time, DICTATION.

ORAL- Numbers 71 to 100, Time

Maths Activity Book

Page number 60 to 61, 98 to 103, 36 to 45, 80 to 87.

Magician Book

Page number 38 to 64.

Subject-G. K

Quarterly Examination

- 1- My Body
- 2- Colour and Shapes
- 3- Clothes
- 4- Fruits
- 5- Vegetables
- 6- Myself
- 7- Plants
- 8- Stay Clean
- 9- Prayer
- 10- The Farmer and the crane

Half-yearly Examination

- 1- Dry Fruits
- 2- Domestic Articles
- 3- Flowers

- 4- Wild Animals
- 5- Our neighborhood
- 6- Seasons
- 7- The Ant and the Grasshopper
- 8- The Donkey in Lion's skin

Annual examination

- 1- Domestic Animals
- 2- Birds
- 3- Insects
- 4- Means of transport
- 5- Food
- 6- our earth
- 7- Road Signs
- 8- Musical Instruments
- 9- The Greedy Dog
- 10- The Hare and the tortoise



Subject – Conversation (Oral)

Quarterly Examination

- (1) What is your name?
My name is.....
- (2) What is your Father's name?
My Father's name is Mr.....
- (3) What is your Mother's name?
My Mother name is Mrs.....
- (4) What is the name of your school?
My school name is Central Academy.
- (5) Who is the Headmistress/ Principal of your school?

- (6) In Which class do you read?
I read in class LKG.
- (7) What is the full form of LKG?
Lower Kindergarten.
- (8) What should you say to enter the classroom?
May I come in?
- (9) What should you say to go to the wash-room?
May I go to wash-room?
- (10) What should you say to drink water?
May I drink water?

Half Yearly Examination

- (1) Where do you live?
I live in _____
- (2) What is the name of our country?
The name of my country is India.
- (3) What should we say if someone help us?
We should say Thank you.
- (4) What should we say when we make a mistake?
We should say Sorry.
- (5) When do you have breakfast?
We have breakfast at morning.

- (6) When do you have lunch?
We have lunch at afternoon.
- (7) When do you have dinner?
We have dinner at night.
- (8) What should we say when someone say 'Thank You'.
You are Welcome.
- (9) How old are you?
I am.....year old.
- (10) Should we respect our elder or not?
Yes, we should respect our elders.

Annual Examination

- (1) What do you call the present day?
The present day is called today.
- (2) What do you call the next day?
The next day is called tomorrow.
- (3) What do you call the previous day?
Previous day is called yesterday
- (4) What should you say before going to bed?
'Good Night'
- (5) Name the days of the week?
Sunday, Monday, Tuesday, Wednesday, Thursday, Friday and Saturday.
- (6) What is the capital of India?
The capital of India is New Delhi.
- (7) Which body part do you use to write?
We use hand to write.
- (8) How do you walk?
I walk with my legs.
- (9) What should we say when its someone's birthday?
We should say "Happy Birthday"
- (10) Which is you favourite food item?
My favourite food item is.....

SUBJECT – हिंदी कविता

त्रैमासिक परीक्षा

पेज नंबर 75 से पेज नंबर 78

1. प्रणाम
2. हाथी राजा
3. परियों
4. आसमान में तारे

अर्धवार्षिक परीक्षा

पेज नंबर 79 से पेज नंबर 82

1. इंद्रधनुष
2. शेर निराला
3. झंडा
4. आहा टमाटर बड़ा रसदार

वार्षिक परीक्षा

पेज नंबर 83. से पेज नंबर 86

1. आए बादल
2. आलू
3. एक चिड़िया के बच्चे चार
4. गिनती

Subject – Hindi Story (Oral)

Quarterly Examination

लालची कुत्ता

एक बार एक कुत्ते को बहुत जोर से भूख लगी थी। तभी उसे एक रोटी मिली। वह उस रोटी का पूरा आनंद लेना चाहता था। इसलिए वह उसे शान्ति में बैठकर खाने की इच्छा से रोटी को अपने मुँह में दबाकर नदी की ओर चल दिया। नदी पर एक छोटा पुल था। जब कुत्ता नदी पार कर रहा था, तभी उसे पानी में अपनी परछाई दिखाई दी। उसने अपनी परछाई को दूसरा कुत्ता समझा और उसकी रोटी

छीनना चाहा। रोटी छीनने के लिए उसने भौंकते हुए नदी में छल्लाँग लगा दी। मुँह खोलते ही उसके मुँह की रोटी नदी के जल में गिरकर बह गयी और लालची कुत्ता भूख ही रह गया।

शिक्षा – हमें लालच नहीं करना चाहिए।

Half Yearly Examination

खरगोश और कछुआ

एक बार खरगोश और कछुएँ में अपनी-अपनी चाल को लेकर झगड़ा हो गया। फलतः दोनों के बीच दौड़ का आयोजन किया गया। जंगल के सभी जानवर इकट्ठे हो गए। शीघ्र ही दौड़ शुरू हुई। खरगोश तेजी से दौड़ता हुआ कछुए से काफी आगे निकल गया। वह एक पेड़ के निकट पहुँचा जहाँ उसे दौड़ खत्म होने की जगह दिख रही थी। वह सोचने लगा, “कुछ देर आराम करता हूँ।” यह सोचकर खरगोश वहीं सो गया। उधर कछुआ अपनी धीमी चाल से निरंतर चलते हुए दौड़ के अंतिम बिन्दु तक पहुँच गया। यह देखकर जंगल के सभी जानवर खुशी से चिल्लाने लगे। शोर सुनकर खरगोश की नींद खुल गई। कछुए को जीतता हुआ देखकर खरगोश हैरान रह गया। शेर ने कछुए को दौड़ का विजेता घोषित कर दिया।

शिक्षा – धैर्य और लगन से काम करने वाला ही विजयी होता है।

Annual Examination

शेर और चूहा

एक बार एक शेर अपनी गुफा में सो रहा था। तभी एक चूहा उसके ऊपर कूदने लगा। जिससे शेर की नींद टूट गयी। शेर को चूहे पर इतनी जोर से गुस्सा आया कि उसने उसे अपने पंजों में जकड़ लिया। चूहा बहुत डर गया। उसने काँपते हुए शेर से कहा – ‘हे शेर राजा! मुझे माफ कर दीजिये, मुझसे बहुत भारी भूल हो गई। अगर आप मुझे जाने देंगे तो आपका बहुत उपकार होगा और आपके उपकार को मैं वक्त आने पर जरूर चुका दूँगा।’ यह सुनकर शेर



को चूहे पर दया आ गई और उसने उसे जाने दिया पर वह मन ही मन हँसा कि भला यह छोटा सा चूहा मेरा उपकार क्या चुकाएगा।

समय बीतता गया और एक दिन हमेशा की तरह शेर जंगल में घूम रहा था कि एक शिकारी ने उसे अपने जाल में पकड़ लिया। शेर अपनी सहायता के लिए जोर-जोर से दहाड़ मारने लगा। शेर की आवाज सुनकर चूहा वहाँ आया। शेर को जाल में फँसा देखकर उसने तुरंत अपने नुकेले दातों से जाल काट दिया और शेर को आजाद कर दिया। शेर ने चूहे का बहुत धन्यवाद किया। उस दिन शेर को समझ आया कि किसी भी प्राणी की काबिलीयत उसके भारी रूप से नहीं लगानी चाहिए और कभी छोटे-बड़े का भेदभाव नहीं करना चाहिए।

शिक्षा – हमेशा सबकी मदद करनी चाहिए क्योंकि जो दूसरों की मदद करता है, उसकी भी सब मदद करते हैं।

Subject – English Rhymes

Quarterly Examination

Page No. 33 To Page No. 36

1. Hop A Little
2. Little Jack Horner
3. Ding Dong Bell
4. Tea - Top

Half Yearly Examination

Page No. 37 To Page No. 40

1. Pussy Cat
2. Hot Cross Buns
3. Two Little Dicky Birds
4. Clap Your Hands

Annual Examination

Page No.41 To Page No. 44

1. After A Bath
2. London Bridge
3. Postman
4. One, Two, Three

Subject – English Story (Oral)

Quarterly Examination

THIRSTY CROW

A crow was very thirsty. He looked here and there for Water. He found a pot but there was very little water in it. The crow therefore could not reach the water.

He thought for a while and started dropping pebbles into the pot. Slowly the water came up. The Crow drank the water. He then cawed happily and flew away.

(MORAL – Where there is a will, there is a way)

Half Yearly Examination

HARE AND TORTOISE

Hare and tortoise were two good friends. One day they decided to race. The race began. Hare ran fast and went Ahead.

He slept for sometimes under a tree. In the mean while tortoise walked slowly-slowly and won the race.

(MORAL – Slow and steady wins the race)

Annual Examination

FOX AND GRAPES

One day a fox saw a bunch of grapes hanging on a vine. He wanted the grapes. So, he jumped again and again. But he did not get the grapes. So, he said, "The grapes are sour and walked away".

(MORAL – We must not be greedy)

Subject- Drawing/Colouring

Quarterly Examination

Page No. 3 Apple to Page No. 10 Whale

Half Yearly Examination

Page No. 11, Find The Way To Page No 17, Rocket

Annual Examination

Page No.18 Trurtle to Page No. 24, Ship



Subject – Art and Crafts

Quarterly Examination

Page No. 3, Cake to Page No. 10, Gift

Half Yearly Examination

Page No. 11 Lion To Boy To Page No 17, Home Sweet Home

Annual Examination

Page No. 18, Chick To Page No. 23, Dog

CLASS – UKG

Subject – English

Quarterly Examination

Written - English reader book - Page no. 5 to 31.

Grammar : Page number 50 to 57

Topic- (Alphabet revision to 'ss/qu' sounds). Cursive Strokes Book - page no. 4 to 71, three beginning words from "A" to "G", dictation.

Oral - Book reading, vowel sound words, beginning words, questions/answer, short speech "Myself".

1. My name is
2. I am a (boy/girl)
3. I live in Rewa.
4. My hobbies are (watching cartoons, dancing, reading)
5. My favourite color is
6. I love my family and respect elders.

Half Yearly Examination

Written - English reader book - Page number 32 to 49, about 'Myself' in written.

Grammar : Page number 58 to 63

Topic- Queen goes to the pond to use of I, my, you, your. Three beginning words from "H" to "o", dictation.

Oral - Book reading. Tell the beginning words, questions/answer.

Short speech "My school".

1. The name of my school is Central Academy.
2. It is one of the best school in my city.
3. My school building is very big.
4. It has many classrooms.
5. There is a very big playground.
6. I study and play in the school.
7. I love my school very much.

Annual Examination

Written - English reader book - Page no. 64 to 88, "Myself".

Topic- 'is' and 'are' to 'A day in the park'. Three beginning words from "p" to "z", dictation.

Oral - Book reading. Tell the beginning words, questions/answer, short speech "My Mother".

1. My mother's name is
2. She cooks tasty food for me.
3. She teaches me good manners and to respect all elders.
4. She helps me in my studies.
5. She is very hardworking.
6. She loves me very much and I also love her very much.

Subject- Hindi

Quarterly Examination

लिखित : पेज नं 3 से 22 तक – स्वर, व्यंजन, बिना मात्रा के दो, तीन, चार अक्षर वाले शब्द, “आ” (।) की मात्रा से बने शब्द तथा वाक्य, चित्र पहचानकर उनके अक्षर से मिलाओं । खाली स्थान भरों, आ (।) की मात्रा लगाकर शब्द पूरे करो, चित्र देखकर शब्द लिखो, इ (।) की मात्रा वाले शब्द, इ (।) की मात्रा लगाकर शब्द पूरे करो, सुलेख, श्रुतिलेख, बारहखड़ी ‘क’ से ‘छ’ तक।

मौखिक : पाठ वाचन पेज न. 3 से 19 तक – स्वर, व्यंजन, दो तीन, चार अक्षर वाले बिना मात्रा के शब्द सुनाइए, (‘आ’ तथा ‘इ’ (।, ।) की मात्रा से बने शब्द तथा वाक्य बारहखड़ी सुनाइए ।

Half Yearly Examination

लिखित: पेज नं. 23 से 42 तक – ई की मात्रा (।) से ‘ए’ की मात्रा (।) तक, चित्रों को पहचानकर उनके नाम नीचे दिए गए खाली स्थानों पर लिखिए, सही मात्रा लगाकर सही शब्द बनाइए, शब्द चुनकर वाक्य पूरे कीजिए। श्रुतिलेख, बारहखड़ी ‘ज’ से ‘न’ तक ।

मौखिक: पाठ वाचन पेज न. 23 से 42 तक, चित्रों को पहचानकर नाम बताइए। बारहखड़ी सुनाइए।

Annual Examination

लिखित: पेज नं: 43 से 67 तक – ऐ की मात्रा से अँ (।, ।) तक, चित्रों को पहचानकर उनके नाम नीचे दिए गए खाली स्थानों पर लिखिए, सही मात्रा लगाकर सही शब्द बनाइए, वर्णों पर सही मात्रा लगाकर शब्द बनाइए, सही शब्द चुनकर वाक्य पूरे कीजिए । श्रुतिलेख, बारह खड़ी प से ह तक ।

मौखिक : पेज नं. 43 से 80 तक—बारहखड़ी सुनाइए । चित्र पहचानकर नाम बताइए, कविता, गिनती एक से दस तक, रंगों के नाम, फलों के नाम, फूलों के नाम, सब्जियों के नाम, पशुओं के नाम, पक्षियों के नाम शरीर के अंगों के नाम।

Subject - Maths

Quarterly Examination

Written - Page No. 3 to 50 (Activity according to book)

Big, bigger and biggest to what comes in between?

Oral - Counting 1 to 100, backward counting 20 to 1. Recognize the number, tens and ones, before and after, number name 1 to 20.

Half Yearly Examination

Written - Page No. 51 to 80

Ordinal numbers to Introducing mental addition

Oral - Counting 1 to 150, numbers name 21 to 50, backward counting 40 to 1, multiplication table (2 and 3), Recognize the number.

Annual Examination

Written - Page No. 81 to 104

Writing sums in a different way to money.

Oral - Counting 101 to 200, numbers name 51 to 100, backward counting 100 to 1, table 2, 3, 4, 5, months of the year, days name.

Subject - General Knowledge

Quarterly Examination

Q. 1 Name any five different parts of our body.

Ans. The five different parts of our body are head, forehead, eye, ear and nose.

Q. 2 How many sense organs we have?

Ans. We have five sense organs.

Q. 3 What does help us to chew food?

Ans. Teeth helps us to chew food.

Q. 4 Which body part help us to see?

Ans. Eyes help us to see.

Q. 5 which body part helps us to hear?

Ans. Ears helps us to hear.

Q. 6 What do you use to walk?

Ans. We use our legs and feet to walk.

Q. 7 What do you use to smell?

Ans. We use our nose to smell.

Q. 8 What are your mother and father called?

Ans. My mother and father together are called as parents.

Q. 9 What do you call the mother of your father?

Ans. The mother of my father is called as a grandmother.

Q.10 Name any five objects we find in our classroom.

Ans-Five objects we find in our classroom are digital board, chair, table, bag, fan, bottle.

Q., 11 What do we use for writing?

Ans. We used pen or pencil for writing.

Q, 12 Which is the spherical model of earth?

Ans. Globe is the spherical model of earth.

Q. 13 Which object is used for cutting?

Ans. Scissor is used for cutting.

Q. 14 Name the objects that you keep in living room?

Ans. We keep sofa, chair, table and television in living room.

Q. 15 In which room we welcome our guests?

Ans. We welcome our guests in drawing room.

Q. 16 What do we use to cover door and window?

Ans. We use curtains to cover door and window.

Q. 17 Which object is used for sitting?

Ans. Chair is used for sitting.

Q. 18 Where do you keep flowers?

Ans. We keep flowers in flower vase.

Q. 19 Where do you play in school?

Ans. We play in the playground in school.

Q. 20 How does you go with Merry go round?

Ans. We go round and round with Merry go-Round.

Q. 21 What do you do in sand play area?

Ans. We play with sand in sand play area.

Q. 22 How many objects are there at playground for playing?

Ans. There are many objects at playground for playing like slide seesaw, playhouse, Jingle gym, merry -go- round, swing and sand play area.

Half Yearly Examination

Q. 1 Which table is used to take meals?

Ans. Dining table is used to take meals.

Q. 2 What do we use to wipe our mouth while eating?

Ans. We use napkin to wipe our mouth while eating.

Q. 3 Which room do we use for consuming food?

Ans. We use dining room for consuming our food.

Q. 4 Which appliance is used for backing?

Ans. Oven is used for backing.

Q. 5 Name the object on which we cook food

Ans. We cook food on gas stove.

Q. 6 Where do we wash our hands?

Ans. We wash our hands in wash basin.

Q. 7 Which object is used to keep our food cold ?

Ans. Refrigerator is used to keep our food cold.

Q. 8 Which clock do we use for alarm?

Ans. We use alarm 'clock for alarm.

Q. 9 Which object provide us cold air inside our home?

Ans. Air conditioner and cooler provide us





cold air inside our home.

Q. 10 What do we use to clean our body?

Ans. We use soap to clean our body.

Q. 11 Which object do we use to see our body ?

Ans. We use mirror to see our body.

Q. 12 Name the different parts of the computer.

Ans. The different parts of the computer are CPU, Monitor, Mouse and keyboard.

Q. 13 What does the clock show?

Ans. The clock shows the time.

Q- 14 Name the five fruits ?

Ans. Name of the five fruits are- Pear, kiwi, Guava , Pineapple, Watermelon.

Q.15 Tell the names of five vegetables.

Ans. Name of the five vegetables are -Onion, Radish, Cauliflower, Cabbage Tomato, Potato.

Q-16 Which vitamin is present in carrot?

Ans. Vitamin' A ' is present in carrot.

Q. 17 Which food is known as complete food?

Ans. Milk is known as complete food.

Q. 18 Name the different types of plants

Ans. The different types of plants are- Tree, Climber, Creeper, Herb and Shrub.

Q. 19 Name the plant having thin and woody stem.

Ans. Shrubs have thin and woody stem.

Q. 20 Name any two flower plants.

Ans. Name of the two flower plants are - Rose and Meri gold.

Annual Examination

Q. 1 Name any two air transport vehicles.

Ans. The name of Two air transport vehicles are- aeroplane, rocket.

Q. 2 Where does the ship sail ?

Ans. The ship sale in the ocean, seas, rivers,

Lakes, canals.

Q. 3 Which is the largest birds?

Ans. The ostrich is the largest bird.

Q. 4 Which bird pecks holes in the trees.

Ans. A woodpeckers makes hole in the trees.

Q. 5 Which is the largest animal on the land?

Ans. The elephant is the largest animal on the land.

Q. 6 Name any two domestic animals?

Ans. The name of two domestic animals are- cow and buffalo.

Q. 7 Name any two pet animals.

Ans. The name of two pet animals are- dog and cat.

Q. 8 Which insect makes web on the wall?

Ans. The spider makes web on the wall.

Q. 9 Name any two indoor games.

Ans - The name of two indoor games are chess and carrom.

Q. 10 Name any two outdoor games.

Ans. The name of two outdoor games are- cricket and football.

Q. 11 What is the Sandy area of water body called?

Ans. The Sandy areas of water body is called beach.

Q. 12 Name any two winter dresses?

Ans. The name of two winter dresses are -Sweater, Jacket and coat.

Q. 13 Which insects have colourful wings?

Ans. The Butterfly have colourful wings .

Q. 14 What is the season of blooming flower ?

Ans. Spring season is the season of blooming of flowers.

Q. 15 What is it called when you collect crops?



Ans. The collection of crop is called harvesting.

Q. 16 Which is the coldest season of the Year.

Ans. The winter season is the coldest season of The year .

Q. 17 In which season trees and plants shed their leaves.

Ans. In Autumn season trees and plants shed their leaves.

Q. 18 How many colours are there in rainbow?

Ans. There are seven colours in rainbow.

Q. 19 Which object do we use in rainy season?

Ans. We use umbrella and raincoat in rainy season.

Q.20 Which is the hottest season of the year.

Ans Summer is the hottest season of the year.

CONVERSATION

Quarterly Examination

Q.1. What is your name?

Ans. My name is.....

Q.2. What is your Father's name?

Ans. My Father's name is Mr.....

Q.3. What is your Mother's name?

Ans. My Mother's name is Mrs.....

Q.4. Who is your Headmistress/Principal?

Ans. _____

Q.5. Who is your Class Teacher?

Ans. Mrs.....is my class teacher

Q.6. Who makes your clothes?

Ans. Tailor makes our clothes.

Q.7. Name any two pet animals.

Ans. Dog, cat.

Q.8. Name any two winter dresses.

Ans. Sweater, Jacket.

Q.9. In which class do you read?

Ans. I read in class UKG.

Q.10. What is the name of your school?

Ans. The name of my school is Central Academy.

Half Yearly Examination

Q.1. When do you get up in the morning?

Ans. I get up at 6'o'clock in the morning

Q.2. What do you say when you receive something?

Ans. I say 'Thank You'.

Q.3. What do you say when you do something wrong?

Ans. I say 'Sorry'

Q.4. What do you say before going to bed?

Ans. I say 'Good Night'

Q.5. Which body part helps you to see?

Ans. Eyes help us to see

Q.6. Which body part helps you to hear?

Ans. Ear helps us to hear

Q.7. How do you walk

Ans. I walk with my legs

Q.8. Which body part helps us to write?

Ans. Hands help us to write

Q.9. Which body part helps us to smell?

Ans. Nose helps us to smell

Q.10. Which is your favourite fruit?

Ans. My favourite fruit is_____

Annual Examination

Q.1. How many minutes make an hour?

Ans. 60 minutes make an hour

Q.2. How many hours make a day?

Ans. 24 hours make a day

Q.3. What do you call the previous day?

Ans. The previous day is called yesterday

Q.4. What do you call the next day?

Ans. The next day is called tomorrow

Q.5. What do you call the present day?

Ans. The present day is called today

Q.6. Who makes our furniture?

Ans. Carpenter makes our furniture

Q.7. Who mends our shoes?

Ans. Cobbler mends our shoes

Q.8. Who fights for the country?

Ans. Soldiers fight for the country

Q.9. Where does the sun rise?

Ans. The sun rises in the East

Q.10. Where does the sunset?

Ans. The sun sets in the West

SUBJECT - हिंदी कविता

त्रैमासिक परीक्षा

पेज नंबर 5 से पेज नंबर 10

1. हम भी होते काश कबूतर
2. शरीर के अंग
3. छोटे-छोटे बच्चों
4. चिरैया
5. नानी कहे कहानी
6. एक दो तीन चार

अर्धवार्षिक परीक्षा

पेज नंबर 11 से पेज नंबर 15

1. हैया हो हैया
2. केला
3. चूहा
4. सैनिक
5. चींटी चलती है

वार्षिक परीक्षा

पेज नंबर 16 से पेज नंबर 21

1. मछली रानी
2. सबसे अच्छा घर
3. पानी
4. सवेरा
5. अक्कड़ बक्कड़
6. हरा समुंदर गोपी चंदर

Subject - Hindi Story (Oral)

Quarterly Examination

टोपियों का व्यापारी

एक बार टोपियों का एक व्यापारी टोपियाँ बेचते-बेचते थक गया और एक पेड़ के नीचे सो गया जब वह सोकर उठा तब उसकी टोपी की टोकरी खाली थी। तभी उसने पेड़ पर बंदरों को देखा। उन सबने टोपियां पहन रखी थी। टोपी वाले ने पत्थर उठाकर बंदरों पर फेंका। इसके जबाव में बंदरो ने पेड़ से फल तोड़कर टोपी वाले फेंके। तभी टोपी वाले को एक उपाय सूझा। बंदरों को नकल करने की आदत होती है। यह सोचकर उसने अपने सर से टोपी उतारकर फेंक दी। यह देखकर बंदरों ने भी टोपी उतारकर फेंक दी। व्यापारी ने सारी टोपियां उठाई और अपने रास्ते चल दिया।

शिक्षा - मुसीबत में समझबूझ से काम करना चाहिए।

Half Yearly Examination

कबूतर राजा

कबूतरों का एक झुंड भोजन की तलाश में उड़ रहा था। उन्हें कुछ दूर पर पेड़ के नीचे अनाज के दाने दिखाई दिए। कबूतरों का झुंड चावल के दाने चुगने नीचे उतरा तभी उनके ऊपर एक भारी जाल गिरा और सभी कबूतर उसमें फंस गए।

कुछ दूर में एक बहेलिया आता हुआ दिखाई दिया। तब कबूतरों के राजा को एक उपाय सूझा। उसने सब कबूतरों से जाल लेकर एक साथ उड़ने को कहा।



Subject – English Rhymes

बहेलिया के पास आते ही कबूतरों ने जाल को पकड़ा और उड़ गए। यह देखकर बहेलिया चकित रह गया। कबूतर जाल लेकर अपने दोस्त चूहे के गाँव पहुँचे। जहाँ पर चूहे ने जाल कुतरा और कबूतरों को आजाद कर दिया।

शिक्षा – एकता में बहुत ताकत होती है।

Annual Examination

गायक गधा

किसी गाँव में एक बूढ़ा गधा रहता था। वो दिन में अपने मालिक के लिए काम करता और नाजो से घूमता। एक रात उसे सियार मिला और वो दोनों भोजन की तलाश में निकल पड़े। रास्ते में उन्हें कद्दू का खेत दिखा। उन दोनों ने मिल कर कद्दू खाये और रोज उसी खेत में जाने लगे। कुछ दिनों में गधा मोटा और स्वस्थ हो गया। एक रात खाने के बाद गधे का गाना गाने का मन हुआ पर सियार ने उसे समझाया कि गाना सुनकर किसान जाग जाएगा और पिटाई करेगा।

गधे ने सियार की बात नहीं मानी। गधे ने जिद की ओर गाने लगा। सियार वहाँ से चला गया और गधे का गाना सुनकर किसान ने गधे की खूब पिटाई की। गधा बड़ी मुश्किल से जान बचाकर भागा और सीधे सियार के पास पहुँचा। सियार हँसकर बोला गाने का अच्छा इनाम मिला है। यह बात सुनकर गधे को सियार की बात न मानने का दुःख हुआ और अपनी गलती का अहसास हुआ।

शिक्षा—शुभ चिंतको की बात नहीं टालनी चाहिए।

Quarterly Examination

Page No. 04 To Page No. 11

1. Wee Willie Winkie
2. Two Little Dicky Birds
3. Goosey, Goosey ,Gender
4. Simple Simon
5. Peter Peter Pumpkin Eater
6. London Bridge Is Falling Down
7. Pat-A-Cake, Pat-A-Cake ,
8. Little Robin Redbreast

Half Yearly Examination

Page No. 12 To Page No. 20

1. Little Betty Blue
2. Just Me
3. Hop A Little, Jump A Little
4. There Was An Old Woman
5. The Muffin Man
6. Old King Cole
7. Georgie Porgie
8. Number Rhyme
9. Rat-Tat-Tat

Annual Examination

Page No.21 To Page No. 28

1. I Am A Big Engine
2. The Clock
3. Tooth Brush
4. After A Bath
5. Traffic Light
6. Ten Little Firemen
7. My Kite
8. I Love Little Kitty.





Subject – English Story

Quarterly Examination

THE GREEDY DOG

One day, a dog found a piece of meat on his way. He was passing by a stream with clean water. He had that piece of meat in his mouth. He looked down and saw his own reflection in it. Thinking it was another dog with a piece of meat, he wanted that piece of meat too.

"Bow, Wow, Bow – Wow," he barked. The piece of meat in his mouth fell into the water.

Moral of the story – Never be greedy.

Half Yearly Examination

THE GREEDY LION

It was a hot day, and a lion was feeling very hungry. He came out of his den and searched here and there. He could find only a small hare. He caught the hare and thought that "This hare can't fill my stomach". As the lion was about to kill the hare, a deer ran that way. The lion became greedy and thought that, "Instead of eating this small hare, let me eat the big deer". So he free the hare and went behind the deer but the deer had disappeared.

Moral of the story – We should never be greedy.

Annual Examination

THE CATS AND THE MONKEY

Tabby and Saby were two cats. Once they found a piece of cake. They broke it into two

pieces. Tabby took one piece and Saby took another. "You have a bigger piece", Mewed Tabby "No ,no , yours is bigger, Saby mewed back." Monkey Ben saw them fighting. He offered to settle the matter. Ben took a bite here and a bite there. In the end, he ate it all up. Tabby and Saby did not get any cake at all.

Moral of the story – When you quarrel someone else gains.

Subject- Drawing/Art & Craft

Quarterly Examination

Colouring Book Page No.- 3 To 10 Baby Elephant To Carrot

Activity Book Page No:- 3 To 9 Trees To Birds

Half Yearly Examination

Colouring Book Page No.- 11 To 17 Whale To Home Sweet Home

Activity Book Page No: 10 To 17 Honey Bee To Garden

Annual Examination

Colouring Book Page No: 18 To 24 Capsicum To Air Balloon

Activity Book Page No :- 18 To 24 Octopus To Pumpkin

CLASS - I

Subject - English

Term - I

Periodic Test - I

Mridang - Unit - 1 (Pg. no. 1 to 35)

Grammar - Chapter - 1 to 4, page no. 1 to 35.

Writing:- Picture description, writing about yourself, poem, comprehension.

Half yearly -

Mridang - Unit - 1 and 2 (Pg. no. 1 to 67)

Grammar - Chapter - 1 to 8 page no. 1 to 67.

Vocabulary - This is/That is, These are/Those are

Comprehension-

Writing essay, poem

Project

Term-II

Periodic Test - II (Pg. no. 68 to 87)

Mridang - Unit - 3, page no. 68 to 87.

Grammar- Chapter - 9 to 11

Writing- Paragraph writing, poem, comprehension.

Annual Examination

Mridang - Unit - 3 and 4, page no. 68 to 119.

Grammar - Chapter - 9 to 15

Vocabulary - Opposite/ male and female.

Comprehension

Writing - Essay, poem

Project

Safal Genius

Term - I Page No. 7 to 12 (Naming words, Action words). Comprehension 1 & 2. Q.No. 1 to 30.

Term - II Page No. 13 to 17 (Describing & position words) Comprehension 3 & 4.

Q.No. 31 to 50.

Subject - Hindi

Term - I

Periodic Test - 1

हिन्दी पाठ्यपुस्तक (सारंगी) पाठ 1 से 5 तक,

हिन्दी व्याकरण (तरंगिणी) पाठ 1 से 3 तक अनुच्छेद

Half Yearly .

हिन्दी पाठ्यपुस्तक (सारंगी) पाठ 1 से 10 तक,

हिन्दी व्याकरण (तरंगिणी) पाठ 1 से 7 तक, अपठित गद्यांश, अनुच्छेद, परियोजना कार्य

Term - II

Periodic Test - 2

हिन्दी पाठ्यपुस्तक (सारंगी) पाठ 11 से 15 तक,

हिन्दी व्याकरण (तरंगिणी) पाठ 8 से 10 तक, अनुच्छेद, कविता

Annual Examination -

हिन्दी पाठ्यपुस्तक (सारंगी) पाठ 11 से 19 तक,

हिन्दी व्याकरण (तरंगिणी) पाठ 8 से 14 तक, अपठित गद्यांश, अनुच्छेद, परियोजना कार्य

Subject – Maths

Term – I

Periodic Test – I

Chapter – 1, 2, 4 and 5

Half Yearly –

Chapter – 1, 2, 4, 5, 6, 7, 8 and 9

Project – _____

Term – II

Periodic Test – II

Chapter – 3, 10, 11 and 12

Annual Examination -

Chapter – 3, 10, 11, 12, 13, 14, 15 and 16

Project – Table 2 to 10

Safal Genius

Term - I Page No. 22 to 34 (Playing with number to odd one out). Q.No. 1 to 45.

Term - II Page No. 35 to 53 (Mental ability and comprehension). Q.No. 46 to 74.

Subject - EVS

Term-I

PT-I

Unit-1 and Unit -2

Chapter 1 to 6

(Myself to learning things in the family)

Half Yearly -

Unit -1 to Unit - 5

Chapter 1 to 12

(Myself to people who help us)

Project work -.....

Term-II

PT - II

Unit-6 and Unit-7

Chapter - 13 to 17

(Clothes we wear to water)

Annual Examination -

Unit - 6 to 10

Chapter 13 to 23

(Clothes we wear to the world above the earth)

Project -.....

Safal Genius

Term I- Q.No. 75 to 85.

Term II- Q.No. 86 to 100.

Subject - Computer

Term-I

PT-1: Chapter 1 and 2

Half Yearly Examination

Chapter 1 to 4 Project -

Term - II

PT-2: Chapter 5 to 6

Annual Examination

Chapter 5 to 8

Project

Safal Genius

Term - I Page No. 72 to 75.

Term - II Page No. 76 to 79.

Subject – General Knowledge

Term- I

Periodic Test-1

Chapter-1 to 10

Half Yearly -

Chapter-- 1 to 19, Test Paper- 1 & 2

Project -.....

Term - II

Periodic Test - 2

Chapter- 20 to 27

Annual Examination-

Chapter- 20 to 35, Test paper - 3

Project -.....

Safal Genius

Term - Q.No. 1 to 20. (Analogy, Series and Pattern Completion), Knowledge Scoup No. 1 to 15.

Term - Q.No. 21 to 37. (Mirror image & comprehension), Knowledge Scoup Page No. 16 to 27..

Subject - Drawing

Half Yearly Exam

- Page no. 1 to 16

Annual Exam

- Page No. 17 to 32

CLASS – II

Subject – English

Term-I

PT-I

Mridang - My Bicycle - It is fun.

Grammar- Chapter 1 to 5.

Writing- Picture composition and poem, comprehension.

Half Yearly

Mridang - My Bicycle - Between home and school

Grammar- Chapter 1 to 9.

Comprehension

Writing - Essay and application, poem

Project

Term-II

PT-2

Mridang - This is my town - My name.

Grammar- Chapter 10 to 13

Writing- Paragraph writing and poem, comprehension.

Annual Examination

Mridang - This is my town - We are all Indian

Grammar- Chapter 10 to 18

Comprehension

Writing- Letter and Essay, poem.

Project

Safal Genius

Term - I Page No. 7 to 11 (Naming words, Action words). Comprehension 1 & 2. Q. No. 1 to 27.

Term - II Page No. 11 to 14 (Describing/ opposite/ position words) Comprehension 3 & 4. Q. no. 28 to 55.

Subject – Hindi

Term – I

Periodic Test – 1

हिन्दी पाठ्यपुस्तक (सारंगी) पाठ 1 से 6 तक,

हिन्दी व्याकरण (तरंगिणी) पाठ 1 से 3 तक अनुच्छेद

Half Yearly

हिन्दी पाठ्यपुस्तक (सारंगी) पाठ 1 से 13 तक,

हिन्दी व्याकरण (तरंगिणी) पाठ 1 से 6 तक, अपठित गद्यांश, पत्र लेखन, निबंध लेखन, परियोजना कार्य

Term – II

Periodic Test – 2

हिन्दी पाठ्यपुस्तक (सारंगी) पाठ 14 से 20 तक,

हिन्दी व्याकरण (तरंगिणी) पाठ 7 से 9 तक अनुच्छेद, कविता

Annual Examination

हिन्दी पाठ्यपुस्तक (सारंगी) पाठ 14 से 26 तक,

हिन्दी व्याकरण (तरंगिणी) पाठ 7 से 12 तक, अपठित गद्यांश, पत्र लेखन, निबंध लेखन, परियोजना कार्य

Subject – Maths

Term – I

Periodic Test – 1

Chapter – 1 to 3

Table – 2 to 6

Half Yearly –

Chapter – 1 to 5, 12 and 13

Table 2 to 8

Project Work –

Term – II

Periodic Test – 2

Chapter – 6, 7 & 14

Table – 2 to 10

Annual Examination –

Chapter – 6 to 11, 14 & 15

Table – 2 to 12

Project Work

Safal Genius

Term - I Page No. 20 to 26 (Playing with numbers and Geometrical shapes).
Comprehension 1 & 2. Q. No. 1 to 42.

Term - II Page No. 31 to 33 (Odd one out and Mental ability), Comprehension 3 & 4.

Q. No. 43 to 69.

Subject – EVS

Term- I

PT-1

Chapter 1 to 5

Half yearly

Chapter 1 to 11

Project for Term-I

Term- II

PT-2

Chapter -12 to 16

Annual exam

Chapter 12 to 22

Project for Term-II

Safal Genius

Term - Q. No. 70 to 91.

Term - Q. No. 92 to 114

Subject - Computer

Term-1

PT-1 - Chapter 1 and 2

- Computer let us know it more.
- Parts of a Computer

Half Yearly Examination

Chapter 1 to 4

- Computer let us know it more.
- Parts of a Computer
- How does a computer work?
- More about keyboard and mouse.
- Project

Term-2

PT-2 - Chapter 5 and 6

- Exploring Tux Paint
- MS Paint

Annual Examination

Chapter 5 to 8

- Exploring Tux Paint
- MS Paint
- Introduction to Scratch Jr
- Working with Sprite in Scratch Jr
- Project

Safal Genius

Term - I Page No. 61 to 65.

Term - II Page No. 66 to 70.

Subject – General Knowledge

Term- I

Periodic Test - I

Chapter 1 to 9

Half Yearly -

Chapter 1 to 18

Project Work

Term - II

Periodic Test - II

Chapter 19 to 27

Annual Examination

Chapter 19 to 37

Project Work

Safal Genius

Term -Q. No. 1 to 30. (Analogy, Series and Pattern Completion) Knowledge Scoup Page No. 1 to 13.

Term - Q. No. 31 to 54. (Mirror image & comprehension), Knowledge Scoup Q. No. 14 to 25.

Subject - Drawing

Half Yearly Exam

- Page no. 1 to 16

Annual Exam

- Page No. 17 to 32

CLASS – III

Subject - English

Term-I

PT-1: Unit 1 (Fun with Friends)

Chapter -

- Badal and Moti
- Best friend

Poem-Colours

Grammar - Chapter 1 to 5

Writing - Pictures Description/ Paragraph Writing, Comprehension.

Half yearly Examination:

Unit-1 (Fun with Friends)

Unit-2 (Toys and Games)

Chapter -

- Badal and Moti
- Best Friend
- Talking Toys
- Paper Boats

Poem : Colours,

Out in the garden

Grammar - Chapter 1 to 10

Writing - Letter, Application, Essay, Comprehension, Poem.

Project

Term-II

PT-2: Unit 3 (Good Food)

Chapter -

- Thank God
- Madhu's Wish

Poem- The Big Laddoo

Grammar - Chapter 11 to 15

Writing - Story writing, Comprehension, Picture Description.

Annual Examination:

Unit-3 (Good Food)

Unit-4 (The Sky)

Chapter -

- Thank God
- Madhu's Wish
- Chanda Mama Counts the Stars
- Chandrayaan

Poem -

- The Big Laddo
- Night

Grammar - Chapter 11 to 21

Writing - Letter, Application, Essay, Comprehension & Poem.

Project

Safal Genius

Term - I : Q. No. 1 to 42., Comprehension 1 & 2.

Term - II : Q. No. 43 to 85., Comprehension 3 & 4.

Subject – Hindi

Term-I

PT-I

हिन्दी पाठ्यपुस्तक वीणा – इकाई एक – पाठ 1 से 4 तक,

व्याकरण तरंगिणी – पाठ 1 से 3 तक, अनुच्छेद और चित्र वर्णन

Half Yearly

पाठ्यपुस्तक वीणा इकाई एक और दो। पाठ 1 से 9 तक,

व्याकरण तरंगिणी – पाठ 1 से 7 तक, अपठित पद्यांश, गद्यांश, पत्र लेखन, निबंध लेखन,

परियोजना कार्य

Term-II

PT-II

हिन्दी पाठ्यपुस्तक वीणा – इकाई तीन और चार – पाठ 10 से 13 तक,

व्याकरण तरंगिणी – पाठ 8 से 10 तक, अनुच्छेद और कहानी लेखन

Annual Examination

पाठ्यपुस्तक वीणा – इकाई चार और पाँच। पाठ 10 से 18 तक,

व्याकरण तरंगिणी – पाठ 8 से 13 तक, अपठित पद्यांश, गद्यांश, पत्र लेखन, निबंध लेखन,

परियोजना कार्य

Subject – Maths

Term- I

Periodic Test - I

Chapter - 1 to 4

Half Yearly Examination -

Chapter-1 to Chapter-7 and Chapter-13

Project -

Term - II

Periodic Test - II

Chapter-8, 10, 11 and 12

Annual Examination -

Chapter-8 to 12 and Chapter-14 and 15

Project -

Safal Genius

Term - I Page No. 22 to 30, Q. No. 1 to 40. (Numbers and Numerations)

Term - II Page No. 30 to 35 and 41 to 44, Q. No. 21 to 40 and Q. No. 107 to 123. (Geometrical Ideas, Measurements and data handling,

Subject- EVS

Term- I

PT-1

Chapter 1 to 5

Half yearly

Chapter 1 to 11

Project for Term-I

Term- II

PT-2

Chapter -12 to 16

Annual Exam

Chapter 12 to 21

Project for Term-II

Safal Genius

Term - I Q. No. 70 to 87. Comprehension 1 & 2 (Page No. 69 & 70)

Term - II Q. No. 88 to 106.. Comprehension 3 & 4 (Page No. 71 & 72)

Subject-Computer

Term-1

PT-1 - Chapter 1 and 2

- Computer system
- Computer Hardware

Half Yearly

Chapter 1 to 4

- Computer system
- Computer Hardware
- Introduction to Windows 10
- Introduction to Word 2016
- Project

Term-2

PT-2 - Chapter 5 and 6

- Formatting a Document
- Introduction to Scratch

Annual Examination

Chapter 5 to 8

- Formatting a Document
- Introduction to Scratch
- More on Scratch
- Paint 3D
- Project

Safal Genius

Term - I Page No. 73 to 75.

Term - II Page No. 76 & 78.

Subject – General Knowledge

Term-I

Periodic Test - 1

Chapter-1 to 9

Half Yearly Examination -

Chapter-1 to 19

Project Work

Term - II

Periodic Test - 2

Chapter-20 to 27

Annual Examination -

Chapter-20 to 38

Project Work

Safal Genius

Term - I Q. No. 1 to 40 (Analogy series, pattern). Knowledge Scoup Q. No. 1 to 11 (Work Sheet-I).

Term - II Q. No. 41 to 99, Knowledge scoup. Q.No. 12 to 20.

CLASS – IV

Subject – English

Term-I

PT-I

Santoor - Unit 1

Grammar- Chapter 1 to 6

Writing- Picture composition and poster writing.

Half yearly

Santoor - Unit 1 and 2

Grammar- Chapter 1 to 11

Writing - Essay, letter, application, comprehension & poetry.

Project-1

Term-II

PT-2

Santoor - Unit 3

Grammar- Chapter 12 to 17

Writing- Notice writing and writing a dialogue, comprehension

Annual Examination -

Santoor - Unit 3 and 4

Grammar- Chapter 12 to 22

Writing- Essay, letter, application and comprehension & poetry.

Project-2-

Safal Genius

Term - I Q. No. 1 to 45, Comprehension 1 & 2.

Term - II Q. No. 46 to 90, Comprehension 3 & 4.

Subject – Hindi

Term – I

Periodic Test – 1

पाठ्यपुस्तक वीणा – पाठ 1 से पाठ 3 तक,
व्याकरण तरंगिणी – पाठ 1 से 3 तक,
अनुच्छेद और चित्र वर्णन

Half Yearly Examination -

पाठ्यपुस्तक वीणा – पाठ 1 से 7 तक,
व्याकरण तरंगिणी – पाठ 1 से 7 तक, अपठित
पद्यांश, गद्यांश, पत्र लेखन, निबंध लेखन,
परियोजना कार्य

Term – II

Periodic Test – 2

हिन्दी पाठ्य पुस्तक वीणा – पाठ 8 से 10 तक।

हिन्दी व्याकरण तरंगिणी – पाठ 8 से 10 तक।

अनुच्छेद लेखन/संवाद लेखन।

Annual Examination -

पाठ्यपुस्तक वीणा – पाठ 8 से 13 तक,
व्याकरण तरंगिणी – पाठ 8 से 14 तक,
अपठित गद्यांश, पद्यांश पत्र लेखन, निबंध
लेखन,
परियोजना कार्य

Safal Genius

Term - I Q. No. 1 to 45, Comprehension 1 & 2.

Term - II Q. No. 46 to 90, Comprehension 3 & 4.

Subject – Maths

Term- I

Periodic Test - I

Chapters - 1 to 5

Half Yearly Examination

Chapters - 1 to 7 and 12

Project -

Term - II

Periodic Test - II

Chapters - 8 , 9, 11 and 15.

Annual Exam

Chapter-8 to 11 and 13 to 16.

Project

Safal Genius

Term - I Page No. 22 to 31, Q. No. 1 to 70. (Numbers and Numerations and Geometrical Ideas)

Term - II Page No. 31 to 37 (Measurements and data handling) Q. No. 71 to 112.

Subject-EVS

Term- I

PT-1

Chapter 1 to 5

Half yearly

Chapter 1 to 11

Project for Term-I

Term- II

PT-2

Chapter 12 to 16

Annual Exam

Chapter 12 to 21

Project for Term-II

Safal Genius

Term - I Q. NO. 113 to 136. Comprehension 1 & 2.

Term - II Q. no. 137 to 160. Comprehension 3 & 4.

Subject - Computer

Term-I

PT-I

- Computer Memory.
- Software and its types.
- Working with windows 10.

Half Yearly Examination

- Computer Memory.
- Software and its types.
- Working with windows 10.
- More on MS Word
- Working with objects

Project

Term-II

PT-II

- Introduction to MS PowerPoint
- Formatting slides

Annual Examination

- i. Introduction to MS PowerPoint
- ii. Formatting slides
- iii. Changing styles and background
- iv. Basic Programming in Scratch
- v. The Internet

Project

Safal Genius

Term - I Page No. 73 & 74. Comprehension 1 & 2.

Term - II Page No. 75 & 76. Comprehension 3 & 4.

Subject - General Knowledge

Term-I

Periodic Test - 1

Chapter-1 to 9

Half Yearly Examination -

Chapter-1 to 22

Project Work -

Term - II

Periodic Test - 2

Chapter- 23 to 32

Annual Examination -

Chapter- 23 to 40

Project Work -

Safal Genius

Term - I Q. No. 1 to 45, , (Analogy/ Series and Pattern Completion/ Mirror and Water Image) Comprehension 1 & 2. Knowledge Scoup Q. No. 1 to 17..

Term - II Page No. 46 to 110, (Embedded figures/ riddle time/ odd one out/ mental ability) Comprehension 3 & 4. Knowledge Scoup Q. No. 18 to 30.

CLASS – V

Subject – English

Term-I

PT-I

Santoor - Unit 1

Grammar - Chapter 1 to 7

Writing - Picture description and comprehension, Speech.

Half yearly

Santoor - Unit 1 to 3 (Chapter 1 to 5)

Grammar - Chapter 1 to 14

Writing - Letter, application, notice, writing, comprehension, poetry.

Project

Term-II

PT-2

Santoor - Unit 3 and 4, chapter 6 & 7

Grammar - Chapter 15 to 21

Writing - Message writing, diary writing and comprehension.

Annual Examination

Santoor - Unit 3 to 5, chapter 6 to 10.

Grammar - Chapter 15 to 28

Writing - Letter, application, essay writing and comprehension (poetry).

Project

Safal Genius

Term - I Q. No. 1 to 45, Comprehension - 1 & 2.

Term - II Q. NO. 46 to 90, Comprehension 3 & 4

Subject – Hindi

Term – I

Periodic Test – 1

पाठ्यपुस्तक वीणा – पाठ 1 से पाठ 3 तक,
व्याकरण तरंगिणी – पाठ 1 से 3 तक, अनुच्छेद
और चित्र वर्णन

Half Yearly Examination –

पाठ्यपुस्तक वीणा – पाठ 1 से पाठ 6 तक,
व्याकरण तरंगिणी – पाठ 1 से पाठ 8 तक,
अपठित गद्यांश, पद्यांश, पत्र लेखन, निबंध लेखन,
परियोजना कार्य

Term – II

Periodic Test – 2

हिन्दी पाठ्यपुस्तक वीणा – पाठ 7 से पाठ 9
तक,

व्याकरण तरंगिणी – पाठ 9 से 12 तक, अनुच्छेद
लेखन और संवाद लेखन

Annual Examination -

पाठ्यपुस्तक वीणा – पाठ 7 से 12 तक,
व्याकरण तरंगिणी – पाठ 9 से 17 तक,
अपठित गद्यांश, पद्यांश, पत्र लेखन, निबंध
लेखन, परियोजना कार्य

Subject – Maths

Term – I

Periodic Test – I

Chapter – 1 to 4

Half Yearly Examination

Chapter – 1 to 10 and Chapter 18

Project –

Term – II

Periodic Test – II

Chapter – 11 to 15

Annual Examination

Chapter – 11 to 17 and Chapter 19 to 22

Project

Safal Genius

Term - I Page No. 22 to 29, Q. No. 1 to Q. 50
(Numbers and numerations)

Term - II Page No. 30 to 43, Q. No. 51 to Q.
115 (Geometrical ideas, measurements
and data handling)

Subject – EVS

Term- I

PT-1

Chapter - 1, 3, 5, 6, and 18

Half yearly

Chapter - 1, 3, 4, 5, 6, 7, 9, 10, 18 and 19

Project for Term-I

Term- II

PT-2

Chapter - 2, 8, 11, 12, and 13

Annual Exam

Chapter - 2, 8, 11, 12, 13, 14, 15, 16, 17 and
20.

Project

Safal Genius

Term - I Q. No. 116 to Q. 140 . Comprehension
1 & 2 (Page no. 53 & 54), Comprehension 1
& 2 (Page no. 83 & 84).

Term - II Q. No. 141 to Q. 170 . Comprehension
3 & 4 (Page no. 55 & 56), Comprehension 3
& 4 (Page no. 85 & 86).

Subject – Computer

Term-I

PT-1 (Chapter 1 to 3)

1. Evolution of computers
2. Managing files and folder
3. Using tables in word

Half Yearly Examination (Chapter 1 to 5)

1. Evolution of computers
2. Managing files and folder
3. Using tables in word
4. Mail Merge
5. More on Power Point
Project Work-I

Term-II

PT-2 (Chapter 6 and 7)

1. Enlivening a presentation
2. Introduction to Excel

Project Work-II

Annual Examination (Chapter 6 to 10)

1. Enlivening a presentation
2. Introduction to Excel
3. Advanced Programming in Scratch
4. Introduction to Makecode Arcade
5. Internet and E-mail.

Safal Genius

Term - I Page No. 87 to 89.

Term - II Page No. 90 & 93.

Subject – General Knowledge

Term – I

Periodic Test – 1
Chapter-1 to 11

Half Yearly Examination

Chapter-1 to 23
Project

Term – II

Periodic Test – 2
Chapter-24 to 35

Annual Examination -

Chapter-24 to 47
Project

Safal Genius

Term - I Q. No. 1 to 65. (Analogy/ Series and Pattern Completion/ Mirror and Water Image), Knowledge Scoup Q. No. 1 to 16.

Term - II Q.No. 66 to 122., (Embedded figures/ riddle time/ odd one out/ mental ability) Knowledge Scoup Q. No. 17 to 30.

HPC SYLLABUS FOR FOUNDATION STAGE:

(Nursery to Class-II)

Each area is divided into Term-I (April-September) and Term-II (October to March), ensuring progressive learning and assessment.

I. Domain - Physical Development

(1) Curriculum Goal-I : Children development habits that keep them healthy & safe.

Competencies-

- Shows a liking for and understanding nutritious food and does not waste food.
- Practices basic selfcare and hygiene.
- Understands unsafe situation and asks for help.

(2) Curriculum Goal-II : Children develop sharpness in sensorial perception

Competencies-

- Differentiates between shapes, colours and their shades
- Differentiates multiple smells and tastes
- Develops discrimination in the sense of touch

(3) Curriculum Goal-III : Children develop a fit and flexible body.

Competencies-

- Shows balance, coordination and flexibility in various physical activities
- Shows precision and control in working with their hands and fingers.
- Shows strength and endurance in carrying, walking and running.

II. Domain - Socio-emotional & ethical Development

(4) Curriculum Goal-IV : Children develop emotional intelligence.

Competencies-

- Starts recognising "self" as an individual belong to a family and community.
- Recognises different emotions and makes deliberate effort to regulate them appropriately.
- Interacts comfortably with other children and adults.
- Shows kindness and helpfulness to others (including animals, plants) when they are in need.

(5) Curriculum Goal-V : Children develop a positive attitude towards productive work and service or "Seva".

Competencies-

- Demonstrates willingness and participation in age-appropriate physical work towards helping.

(6) Curriculum Goal-VI: Children develop a positive regard for the natural environment around them.





Competencies-

- a. Shows care for and joy in engaging with all life forms.

III. Domain - Cognitive Development

(7) Curriculum Goal-VII: Children make sense of world around through observation and logical thinking.

Competencies-

- a. Observes and understands different categories of objects and relationships between them.
- b. Observes and understands cause and effect relationships in nature by forming simple hypothesis and uses observations to explain their hypothesis.

(8) Curriculum Goal-VIII: Children develop mathematical understanding and abilities to recognise the world through quantities, shapes and measures.

Competencies-

- a. Sorts objects into groups and sub-group based on more than one property.
- b. Identifies and extends simple patterns in their surroundings, shapes and number.
- c. Recognises and uses numerals to represent quantities up to 99 with the understanding of decimal place value system.
- d. Recognises, makes and classifies basic geometric shapes and their observable properties and understands and explains the relative relation of objects in space.
- e. Formulates and solves simple mathematical problems related to quantities, shapes, space and measurements.

IV. Domain - Language and Literacy Development

(9) Curriculum Goal-IX: Children develop effective communication skills for day to day interactions in two languages.


Competencies-

- a. Listens to and appreciates simple songs, rhymes and poems.
- b. Converses fluently and can hold a meaningful conversation.
- c. Understands oral instructions for a complex task and gives clear oral instructions for the same to others.
- d. Comprehends narrated/read-out stories and identifies characters, storyline and what the author wants to say.

(10) Curriculum Goal-X: Children develop fluency in reading and writing in Language-1.

Competencies-

- a. Develops phonological awareness and blends phonemes/syllables into words and segment words into phonemes/syllables in Language-1.
- b. Understands basic structure/format of a book, idea of words in print and direction in which they are printed and recognises basic punctuation marks.

- 
- c. Recognises all the letters of the alphabet (forms of akshara) of the script (Language-1) and uses this knowledge to read and write words.
 - d. Reads short poems and begins to appreciate the poem for its choice of words and imagination.
 - e. Reads and comprehends meaning of short news items, instructions and recipes and publicity material.

(11) Curriculum Goal-XI: Children begin to read and write in Language-2.

Competencies-

- a. Recognises most frequently occurring letters of the alphabet (forms of askshara) of the script, and uses this knowledge to read and write simple words and sentences.

V. Domain - Aesthetic and Cultural Development

(12) Curriculum Goal-XII: Children develop abilities and sensibilities in visual and performing arts and express their emotions through art in meaningful and joyful ways.

Competencies-

- a. Explores and plays with a variety of materials and tools to create two-dimensional and three-dimensional artworks in varying sizes.
- b. Explores and plays with own voice, body, spaces and a variety of objects to create music, role-play dance and movement.
- c. Innovates and works imaginatively to express ideas and emotions through the arts.

VI. Domain - Positive Learning Habits

(13) Curriculum Goal-XIII: Children develop habits of learning that allow them to engage actively in formal learning environments like a school classroom.

Competencies-

- a. Attention and intentional action: Acquires skills to plan, focus attention and direct activities to achieve specific goals.
- b. Observation, wonder, curiosity and exploration : Observes minute details of objects, wonders and explores using various senses, tinkers with objects, asks questions.



GENERAL INFORMATION (KNOW YOUR SCHOOL)

This diary is intended to provide information to students and parents on the various school policies and processes as well as the important dates throughout the school year. It will facilitate effective planning and participation in school life and optimizes learning through awareness of academic requirements and expected conduct. This diary serves as an important document in ensuring understanding of procedures and guidelines.

Students are required to bring this diary to school every day.

Central Academy is a premier institution committed to academic excellence and holistic development. With a rich legacy of nurturing young minds, we focus on fostering intellectual curiosity, creativity, and strong moral values.

Our Vision

- To empower students with knowledge, skills, and character to excel in an ever-evolving world.

Our Mission

- To provide a dynamic learning environment that encourages critical thinking and innovation.
- To cultivate discipline, leadership, and a sense of responsibility.
- To instill a deep appreciation for culture, ethics, and global citizenship.

Academic Structure

The academic year is divided into two terms, ensuring continuous assessment and progress tracking. Our curriculum blends scholastic and co-scholastic activities to promote all-round growth.

Co-Curricular & Extracurricular Activities

We believe in education beyond textbooks. Our students engage in:

- Sports and Physical Education
- Art, Music, and Drama
- Debate, Public Speaking, and Creative Writing
- Science and Technology Clubs
- Social Service Initiatives
- Annual Events
- The grand annual function celebrating talent and excellence.
- Sports Day – Showcasing physical prowess and teamwork.
- Cultural Fests – Promoting artistic and creative expression.
- School Ethos

At Central Academy, we nurture a spirit of discipline, respect, and lifelong learning. Our motto is to inspire, educate, and lead, ensuring every student becomes a responsible and successful individual.



AIMS OF THE SCHOOL

Central Academy is dedicated to developing of a wholesome foundation for a generation that will mould the destiny of our country in the 21st Century. It is an institution with its eyes firmly focused on the future.

- The school aims to nurture today's children into a strong, confident, committed group, who, while holding a deep reverence for India's rich legacy and heritage, are equipped to navigate the rapidly changing world successfully.
- The school believes that freedom of spirit and zeal for discovery are as important as the need for discipline and a sense of duty. We aim to develop both the mind and body of the child and strongly emphasize the need for all – round development of his/her personality.
- There is a constant endeavour at the school to provide an ideal environment in which the child can develop his/her abilities and skills, explore himself/herself and blossom into a good human being.
- The school also aims to give the child a competitive edge to help him or her secure a place in society.
- The school believes in the pursuit excellence and make no compromise on standard. Through a corps of highly dedicated and qualified team of teachers, with the latest teaching techniques and equipment, round the year competitions and programmes with a strong emphasis on sports, debates, dramatics, various quiz programmes etc. We are confident of transmitting our aim of excellence into the young minds of the children who grow up with us.
- The school aims to provide quality education to the masses by establishing branches all over the country.
- The aim of the institution in not only to educate the child but also to transform her/him into a responsible citizen of the country with a judicious mix of skills and qualities.



SCHOOL STRATEGIC PLAN

At Central Academy, we are committed to continuous growth and innovation in education. Our strategic plan focuses on enhancing academic excellence, fostering holistic development, and preparing students for future challenges.

1. Academic Excellence

Strengthening the curriculum with a balance of conceptual learning and practical application. Integrating technology in education through smart classrooms and digital resources. Regular teacher training programs to adopt innovative teaching methodologies.

2. Holistic Development

Expanding co-curricular and extracurricular activities for personality development. Promoting leadership and teamwork through student-led initiatives. Enhancing life skills education, including problem-solving, communication, and emotional intelligence.

3. Student Assessment & Growth

Implementing a structured two-term evaluation system to monitor progress. Encouraging formative assessments for continuous learning. Providing personalized academic support through remedial and enrichment programs.

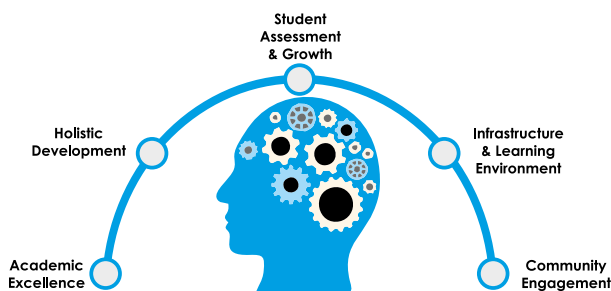
4. Infrastructure & Learning Environment

Upgrading school facilities, including labs, libraries, and sports complexes. Ensuring a safe, inclusive, and well-maintained campus for all students. Adopting green initiatives for an eco-friendly learning environment.

5. Community Engagement

Strengthening parent-school collaboration for student success. Organizing social responsibility programs to instill values of empathy and service.

At Central Academy, our strategic vision is to create responsible, skilled, and future-ready individuals who contribute positively to society.



Nurturing young minds
Dare to Dream Learn to Excel



Recommendations to

PARENTS / GUARDIANS



It is always advisable to write to the school about the problems of your ward or for seek guidance. Whenever you write to the school about your ward, always quote his/her full name, class, section and admission number.

2. You are requested to co-operate in the working of the school by enforcing regularity and discipline and ensuring that the school rules are observed.
3. You are strictly advised to celebrate your child's birthday in a modest manner. Only two toffees per child should be distributed among the classmates of the child. Distribution of lavish sweet packets or gift hampers will not be entertained on any occasion in the school.
4. Any communication made by parents should be addressed to the Principal/ Headmistress and not to the class teacher and all correspondence from the parent to the school must go through the Principal/Headmistress.
5. You are requested not to enter classrooms either to see your children or to seek interviews with the teachers during school hours.
6. You are requested to co-operate with the school in its attempt to help your child's progress by paying attention to their regularity, punctuality and discipline. You should check the diary everyday and note the homework and other instructions given.
7. Kindly inform the school in writing if there is any change in your address/contact numbers.
8. Half day leave should be avoided as far as possible for security reasons. In an emergency, written permission must be taken from the Principal/Headmistress and the class teacher and child's parents should come to pick up the child from the school.
9. Children, when sick must not be sent to school to attend classes.
10. Parents' attention is drawn to the fact that criticism of a teacher or the school in the presence of the child causes the child to lose his or her respect for the teacher & will hinder his or her progress.
11. Parents are requested to wear decent and respectful clothing while on school premises. Please avoid wearing shorts, nightwear or other informal attire that is not respect the decorum of the school environment.
12. For the safety and security of students, parents are requested to avoid covering their faces while on school premises.
13. Parents are requested that, when seeking leave for their ward during school hours in case of any extreme emergency they must bring a second copy of the Identity Card.
14. Please refrain from using mobile phones while on the school premises to maintain decorum of the school environment.





SCHOOL RULES

1. Students should come to school clean tidy, with trimmed hair and nails clipped short.
2. Use of Mehndi, Hairgel, make-up and nail paint is not permitted.
3. It is compulsory to bring the Almanac and the Identity card daily.
4. School will not be responsible for the loss of personal belongings in the school. It is not advisable to bring costly articles like watches and mobile phones or to wear gold jewellery.

RULE OF LANGUAGE

The medium of instruction is English, it is mandatory for students to communicate in English on the school premises. Compliance with this rule will not only provide an opportunity for practice but also enhance language proficiency.


CODE OF CONDUCT

The Code of Conduct states that "we will respect personal rights and protect school property; co-operate with and support each other and take responsibility for maintaining a safe environment." The teacher's right to teach and a student's right to learn cannot be disturbed by the actions of others. Misconduct of any kind or degree is unacceptable. The golden rule that applies in all circumstances in our school is as follows:

"Do the Right Thing, Say the Right Thing"

The following acts of misconduct will lead to strict disciplinary action against students.



- 
1. Not carrying the school ID card everyday.
 2. Disfiguring or damaging school property, littering the classroom and misbehaving in class.
 3. Scribbling or writing anything on the shirts, uniforms or walls.
 4. Use of abusive language or derogatory remarks.
 5. Not wearing the proper school uniform (winter or summer) as specified in the School Almanac.
 6. Bullying or using any form of violence against a fellow student.
 7. Damaging, scribbling on or tearing pages from Library books.
 8. Bringing articles likely to cause injuries, such as knives etc.
 9. Bringing costly articles (like expensive watches, cameras and fountain pens)

Disciplinary Measures

Following measures will be adopted to enforce discipline-

1. Verbal warning & counselling.
2. Fine whenever applicable
3. Issuance of memo
4. Rustication and expulsion as per rules.





Course and Affiliation

It follows the All-India syllabus approved and prescribed by the Central Board of Secondary Education, New Delhi, the leading of All India Secondary Examination Body.

Session: The school session starts from 1st April to 31st March every academic year.

Admission Test: The admission test will cover English, Hindi, Mathematics & Science based on the syllabus of the preceding class to which admission is sought.

Enclosures

The following enclosures should compulsorily be attached to the Registration Form. If any of these is not available, an application for extension must be made. In any case the required documents should be submitted within fifteen days of admission.

11. Birth Certificate (Only for Nursery and Kindergarten).
2. Transfer Certificate from the school last attended (From class UKG).
3. Photocopy of Progress Report (from Class LKG onwards) of the previous classes.
4. Aadhaar Card (Child and both parents).
5. Child ID
6. PEN (Permanent Education No.) & APAAR ID of the Child (from Class LKG onwards).
7. Immunization/Health record of the student.
8. Bank Details of the parents will be the photocopy of the Passbook and Aadhaar card linked with the Bank.
9. Passport size coloured photograph.
10. Self attested photocopy of Caste and income certificate (for the students of OBC/SC/ST only).

Age Limit

A pupil seeking admission to the Nursery class must have attained the minimum age of 3 years in Nursery, 4 years in LKG and 5 years in case of UKG on or before 31st July and 6 years for class I on or before 31st September of the year in which admission is sought. A corresponding minimum age limit will be calculated for the succeeding classe.

Fee Rules

1. The fee will be collected upto 15th of every month; if 15th falls on a holiday, the next working day will be the last day for collecting the fee without imposing any late fee.
2. The last date of depositing the tuition fee will be 15th of every month, after which late fee will be charged as per following:-
From 16th to last day of the month- Rs. 20/-
From the next each month onwards- Rs.50/ month
3. Once fees deposited they will not be refunded.
4. If a student seeks to leave school for whatever reason, the withdrawal notice, at least one month in advance, will have to be submitted, failing which he will be required to deposit one month's tuition fee & other relevant fees.
5. The fee for the month of May and June will have to be deposited in the month of December and January. The admission fee will be charged in the month of April as the school session starts from 1st April to 31st March every academic year.



Rules & Regulation for the Students

To maintain strict discipline, to speed up progress and streamline efficiency, we are compelled to take certain precautionary measures in the institution and their compliance is compulsory. Any failure to do so, may necessitate disciplinary action without prior notice.

1. Disturbances such as running, shouting etc. during class hours are not allowed in the school. Games & sports are to be played during the time fixed for it.
2. Students must respect all teachers and authorities. They must be courteous and polite under all circumstances.
3. Any damage to school property or to the belongings of staff or any other student must be compensated.
4. Students must observe punctuality in arriving at school. A latecomer may not be allowed to enter the school or class. Repeated latecomers will be face suspension.
5. All the students must come neatly dressed to school. During regular checking any student found without proper uniform shall be punished.
6. Under no circumstances will the school authorities be held liable for indiscipline or misconduct on the part of any students outside the school premises.
7. The minimum compulsory attendance in class as follows:
Nursery to XII- 75%
Student falling short of the prescribed attendance, will not be allowed to appear for the examination.
8. A student who has been absent on the previous day without leave application will not be permitted to the class unless permission is granted by the Principal/Headmistress. Any student who remains absent without a leave application for 20 days will be expelled from the school. A student who remains absent due to illness for a considerable span of time must submit a medical certificate. Absence without a leave application from parents will be penalized with a fine of Rs. 5 each day.
9. Any misdemeanor during the examination will amount to failure in the subject & will be dealt with stern disciplinary action.
10. The student must bring their textbooks, notebooks and school diary regularly to the class.
11. Parents/Guardians are expected to help their wards in their home assignments & check their school diary regularly.
12. As the medium of instruction in the school is English, it is compulsory for the students to converse in English.
13. No visitor will be allowed to contact any student without the prior permission of the office.
14. The student will not be called from the class to attend any phone call unless it is an emergency.
15. Participation in all school activities and function is compulsory and the school uniforms is to be worn in such functions unless instructed otherwise.



STUDENT FACILITIES



1. Class rooms and Laboratories

Model Class Rooms: Smart boards in classrooms and technology-based learning.

Science Centre: Modern science laboratories for physics, chemistry, biology and information. Central Academy has many facilities for students including classrooms, laboratories and sports field. The school has also offers a variety of activities, including sports, arts and debates etc.

Mathematics Lab: Offers manipulatives, models and software to help students learn concepts.

Computer Lab - It provides an adequate number of computers to impart computer education from standard 1 onwards.

2. A well-stocked library with internet facility is filled with variety of over 10,000 books on different subject. Apart from these various journals, magazines, periodicals and encyclopedias are available for students from standard II to XII.
3. The school has a spacious playground for outdoor games like Football, Kho-Kho, Handball, Volleyball etc and a hall for indoor games like table tennis, carrom, chess etc.

SCHOOL UNIFORM

Identity Card to be worn daily	
Monday/Tuesday/Thursday/Friday	
Boys	Girls
<ul style="list-style-type: none"> • Light blue checked shirt in cheeks, dark blue pants • Dark blue tie and dark blue belt with light blue line in the middle • White socks with blue line • Black shoes with laces 	<ul style="list-style-type: none"> • Light blue checked shirt & dark blue skirt with blue shorts (Standard Nur to VIII), additionally dark blue waist coat for Class VI to VIII • Light blue checked Kurta & dark blue Salwar with dark blue waistcoat • Two braids with black ribbons • Black shoes with laces and white socks with blue line
Wednesday/Saturday (House Dress)	
<p>T-shirt (Yellow, Red, Grey and Sky Blue) & Navy blue lower with white shoes with laces and white socks for all the boys & girls from Nursery to class XII, one ponytail with black ribbon for girls.</p>	





Winter Season	
Boys	Girls
<ul style="list-style-type: none"> • Dark blue pullover with V-shaped neck-line in light blue line (Nur to IV) • Dark blue blazer with school monogram (Std. V to XII) • Dark blue cap with light blue lining. 	<ul style="list-style-type: none"> • Same as boys additionally dark blue stacks for Nur. To Std. VIII.

HOUSE SYSTEM

The Teachers and the Students are divided into Four Houses across the School to inculcate a sense of loyalty, team spirit and healthy competition.

Azad, Gandhi, Nehru, Subhash – Four Houses, One Legacy

Each house represents a unique value that inspires students to strive for excellence:

HOUSE

AAzad House

–

Gandhi House

–

Nehru House

–

Subhash House

–

MOTTO

Courage & Freedom

Truth & Non-violence

Knowledge & Progress

Leadership & Determination

Together, they instill a spirit of teamwork, discipline, and healthy competition, shaping students into responsible and confident individuals.

- Each house has a House In charge, House Teachers, assisted by House Captains and Vice-Captains.
- Every Student is allotted a House.
- Several Competitions are conducted on an Inter-House basis. Students prepare and practice their skills before participating in Inter House Competitions.
- House Uniform is to be worn Wednesdays and Saturdays.
- List of all Inter House activities is notified in the Year Planner.
- Participation is allowed in Four Inter-House Activities to maximize the involvement of all the students.
- All Round Excellence Trophy (Best House) is awarded to the House aggregating the highest points in all Co-Scholastic Activities during the Session.





ACADEMIC PROGRAMMES

The curriculum from Nursery to Std XII includes the following core subject and the following activities.

NURSERY: To develop motivation towards studies in school environment and an introduction to the capital letters of alphabets in English, Hindi (स्वर) and Numbers 1 to 50, colouring.

KINDERGARTEN : Children learn to write the cursive letters in English & Hindi (स्वर/व्यंजन), reading & writing of short words in both languages, Numbers 1 to 100, drawing.

STD I to V: English, Hindi, Maths, Environment Studies, Computer, Music, General Knowledge, Value Education, Sanskrit (for V) SUPW, Drawing & Crafts. **STD VI to VII:** English, Hindi, Sanskrit, General Science, Modern Mathematics, Social Studies, Crafts, Drawing & Painting, Music, General Knowledge, SUPW, Computer Science and Mental Mathematics.

HPC for the foundation stage (Nursery to Class II) : The school has implemented HPC for foundation stage to ensure holistic development of students. HPC syllabus is designed as per NEP 2020 Guidelines that follows a play based, experimental and skill based learning approach.

STD IX & X: Compulsory subject: Hindi Course A, Communicative English, Mathematics, Science and technology and Social Science.

STD XI & XII (10+2) Pattern: Science stream: Compulsory-English, Physics & Chemistry. Optional-Maths/Hindi, Biology/Physical Education (any two may be offered)

Commerce stream: Compulsory-English Core, Business Studies, Accountancy & Economics, Optional-Hindi/Physical Education/Maths (any one may be offered).

Test & Examination:

In each academic year the school will hold the following test and examinations.

1. Examination scheme for Nursery L.K.G. & U.K.G.: The school academic year is planned out from April to March and is divided into three terms. At the end of each term there will be Periodical Assessment i.e. Quarterly, Half yearly and Annual examination.
2. Examination Schemes from classes I to VIII: The school will conduct two terminal examinations in the entire year from class I to VIII. Periodic Assessment-I and Half Yearly Examination will be included with Term-I (April-September) and Periodic Assessment-II and Annual Examination will be included with Term-II (October-March). Class assessment and Project activity will also be included with each term.
3. Examination Schemes from classes XI and X: For class IX and X three periodic written tests will be conducted in the entire year and the average of best two will be considered for final mark submission.
4. Pre-Board examination: These examinations are conducted twice (Jan. & Feb.)



for the students of classes X & XII. These examinations are based on complete syllabus of each subject. These examinations help students to face the Board/Annual examination as well as to understand the system of Board examination.

5. Board Examination: It starts from the first week of March every year for the students of class XII and class X. It is confirmed that periodic exams are not applicable for classes XI & XII. For these classes Quarterly examinations are conducted in the month of August, Half yearly in the month of October and Annual examination in the month of February/March.

Parent-Teacher Meet

In order to maintain continuous interaction between parents and teachers regarding the progress of the students, Parent-Teacher Meet (PTM) is held after every examination. We expect all parents to attend these meeting, as far as possible, so that a concerted effort can be made for the overall development of their wards. Beside this, parents can also meet the teachers on every second Saturday of the month.

Transfer Certificate

It is obligatory for every child to submit a Transfer Certificate from the previous school at the time of admission. It is not applicable for fresh admission in Nursery & LKG.

Withdrawals

Notice of withdrawals must be given in writing one month in advance, failure to given such notice will entail payment of one month's tuition fee and other fees if applicable.

The name of the withdrawn child will not be, re-enrolled once it has been struck off from the roll for any reason.

Evaluation System

1. The Final Assessment of the pupil for promotion, excluding the Examination conducted by the CBSE will be based on a maximum of 100 marks in each subject, as under:

From class – Nursery to UKG

- Term I (Quarterly Exam)	-	30%
- Term II (Half Yearly Exam)	-	30%
- Term III (Annual Exam)	-	40%

From class – I to VIII

(Term-I)

- Period Assessment-I	-	10%
- Notebook/Class Assessment	-	5%
- Project Activities	-	5%
- Half Yearly Examination	-	80%



(Term-II)

-	Period Assessment	-	10%
-	Note Book/Class Assessment	-	5%
-	Project Activities	-	5%
-	Annual Examination	-	80%

From class – IX & X (A+B+C)

(A) – 10%

Period Test-I	-	50 marks
Period Test-II	-	50 marks
Period Test-III	-	50 marks

Only the best two periodic tests will be taken for final mark submission.

(B) – 10%

Note Book	-	05 marks
Project Activities	-	05 marks

(C) – 80%

Annual Examination	-	100 marks
--------------------	---	-----------

2. Promotion Policy:

The Evaluation of Scholastic & Co-Scholastic Areas will be reflected for classes I to X only in the form of grades/grade points.

For I to IX & XI (Scholastic Areas)

For I to IX & XI (Co-Scholastic Areas)

Grade	Mark	Grade Point	Grade	Remark
A1	91-100	10.0	A	Outstanding
A2	81-90	9.0	B	Very Good
B1	71-80	8.0	C	Fair
B2	61-70	7.0		
C1	51-60	6.0		
C2	41-50	5.0		
D	33	4.0		
E	32 and below	below 4.0-40		



ATTENDANCE

Coming to school regularly is an integral part of a student's life. This inculcates discipline and regularity in a student, which in turn creates a value system that becomes an essential part of life. There is no substitute for the holistic education gained by a child in the school environment. No student will be allowed to enter the class without a leave application if he/she has been absent the previous day.

As per the examination Bye-laws of the Board and R.T.E., it is essential for every student to **complete 75% attendance** in the school during the academic year.

As per board and R.T.E. Circular if any student has not completed 75% attendance in the class, he/she will not be attended to appear for examination and if your child's admission is under R.T.E. then he/she will be excluded from it. Parents are requested to ensure that their ward attends school regularly to complete required percentage of attendance and gain academic success.

Absence from Revision Assignments & Term Examinations will be possible only on medical grounds. Those who absent themselves without prior sanction of leave during the Revision Assignment & Term Exam their case will not be considered. Application for such leave should be accompanied by a medical certificate from a medial practitioner of repute.

Rules Concerning Absence


1. It is compulsory for the students to complete 75% of their attendance to

make them eligible to sit for their final examination. The percentage, however, could be relaxed on medical grounds.

2. All students are expected to attend school on the opening day after each vacation. Those absent because of sickness must present a medical certificate before they may be admitted to the class.
3. No child who is medically unfit will be allowed to take the class test or examination.
4. A student returning to school after suffering from an infectious or contagious disease must produce a doctor's certificate permitting him/her to attend school.
5. Parents are requested to send a leave application if the child has to be absent even for one day. In case of continuous absent in school without prior written information, school will be bound to take action accordingly.
6. Every absence (due to sickness or otherwise) must be entered briefly in the NON-ATTENDANCE & LEAVE RECORD pages in the almanac & signed by parents/guardians.

Late Arrival in School

1. The school gate will be closed 5 minutes after the 1st bell rings.
2. Late arrivals, wherever applicable, will be fined accordingly if they arrive after the gate is closed.
3. Disciplinary action will be initiated



against students who don't carry the almanac.

Absence Before Revision Assignment & Exams

It is mandatory for students to attend school until the last working day.

4. To pass the Exam, a student must obtain the qualifying grade (minimum grade D) in all the subjects under scholastic and co-scholastic Domains. In class IX & X, if a student obtains grade E in one or more subjects then he will be Eligible for improvement of Performance (EIOP) once for class IX and X.

EIOP - is not allowed for students of lower classes. In classes XI and XII, a student must obtain a minimum qualifying mark 33% in theory & practical separately in the subject wherever applicable. However a student failing in one subject, will be eligible to appear in the compartment examination in that subject.

5. A student who fails in the Annual Examination may be re-admitted to the same class in the next session. A student who fails twice in a class,

will not be admitted under any circumstance.


6. After the completion of each exam, a Parent - Teacher Meet (PTM) is held to share the strengths and weaknesses of the student. If a student does not appear in an exam he/she will be considered as failed except on account of an authentic cause which would be subjected to the discretion of the Principal/Head Mistress.
7. In class Nursery to UKG, promotion to the next class shall be graded on the basis of the aggregate of all the three evaluations [i.e. Term I-30% + Term II-30% and Term III-40%].
8. A student must secure minimum qualifying marks i.e. 40% for promotion to the next class. (For Nursery to class UKG).

Responsibility of the School:

The school does not hold any responsibility for the loss of books, stationery, money or other valuables belonging to a student during the time, or on way to school/home. However parents are requested to ensure that their wards do not carry valuable items to school.



A series of horizontal dotted lines for writing, spanning the width of the page.





A series of horizontal dotted lines for writing, spanning the width of the page.





A series of horizontal dotted lines for writing, spanning the width of the page.





A series of horizontal dotted lines for writing, spanning the width of the page.





A series of horizontal dotted lines for writing, spanning the width of the page.





A series of horizontal dotted lines for writing, spanning the width of the page.





A series of horizontal dotted lines for writing, spanning the width of the page.





A series of horizontal dotted lines for writing, spanning the width of the page.





A series of horizontal dotted lines for writing, spanning the width of the page.





A series of horizontal dotted lines for writing, spanning the width of the page.





LEAVE APPLICATION FORMAT

The Principal/Headmistress

Central Academy

Rewa/Umaria/Ranjhi

Date :.....

Subject: **Urgent piece of work / Sick leave**

Madam/Sir

I hereby state that my ward Master / Miss.....

of Class & Section.....Admission No.

will not be able to attend the school on.....(day / date) Kindly

grant him / her leave for the same.

Yours Sincerely

Sign.

Name of Father / Mother / Guardian*

*Tick on the appropriate option.

The above format may be used hand written / typed in case of leave application



REGULAR AS A CLOCK SESSION : 2026-27

Name.....

Class/Sec..... RollNo.....

MONTH	Total No. of working days	Days I have attended	Percentage of attendance (%)	Signature of the grade tutor	Signature of Parent
APR					
MAY					
JUN					
JUL					
AUG					
SEP					
OCT					
NOV					
DEC					
JAN					
FEB					
MAR					





ASSESSMENT RECORD

(For Class I to V)

Name.....

Class/Sec..... RollNo.....

Subject	PT-I (50)	Half Yearly Exam (80)	PT-II (50)
English			
Hindi			
Maths			
EVS			
Computer			
G.K.			
Total			
Class Teacher's Signature			
Parent's Signature			



ASSESSMENT RECORD

(For Classes Nursery/LKG/UKG)

Name.....

Class.....Section.....

Subject	Quarterly Examination		Half yearly Examamination	
	Written (80)	Oral (20)	Written(80)	Oral (20)
English				
Hindi				
Maths				
Hindi Rhymes/ Story				
English Rhymes/ Story				
G.K./Conversation				
Total				
Class Teacher's Signature				
Parent's Signature				





STUDENT'S DECLARATION

I have gone through all the guidelines, information and rules mentioned in the school almanac. I promise to abide by all the rules laid down in the almanac for good conduct and uphold the honour of my school & country at all times.

Name.....

Signature.....

Date.....

PARENT'S DECLARATION

We have gone through all the guidelines, information and rules mentioned in the school almanac. We promise to abide by all the rules laid down in the almanac for the good conduct and behaviour of my ward.

Mother's Name.....

Signature.....

Date.....


Father's Name.....

Signature.....

Date.....



TIME-TABLE (2026-27)



Period/Days	I	II	III	IV	V	VI	VII
Monday							
Tuesday							
Wednesday							
Thursday							
Friday							
Saturday							

B R E A K



BRANCHES :

CENTRAL ACADEMY

Civil Lines, Near NCC Office,
Rewa (M.P.) 486001

CENTRAL ACADEMY ENGLISH MEDIUM SCHOOL

Mile Stone 135, Shanti Kunj, Tala Road, Baderi,
Umaria (M.P.) 484661

CENTRAL ACADEMY PRIMARY SCHOOL

Deendayal Dham Colony, Padra,
Rewa (M.P.) 486001

CENTRAL ACADEMY, RANJHI

Near Ravan Park (Old Girls College), Chandrashekhar Ward,
Ranjhi, Jabalpur (M.P.) - 482005